

Authority Budget of:

THE PARKING AUTHORITY OF THE CITY OF CAMDEN

State Filing Year 2020

For the Period:

January 1, 2020 to December 31, 2020

WWW.CAMDENPARKING.NET

Authority Web Address



Division of Local Government Services

THE PARKING AUTHORITY OF THE CITY OF CAMDEN

2020 (2020-2021) AUTHORITY BUDGET

Certification Section

2020 (2020-2021)

THE PARKING AUTHORITY OF THE CITY OF CAMDEN

(Name)

AUTHORITY BUDGET

FISCAL YEAR: FROM JANUARY 1, 2020 TO DECEMBER 31,2020

For Division Use Only

CERTIFICATION OF APPROVED BUDGET

It is hereby certified that the approved Budget made a part hereof complies with the requirements of law and the rules and regulations of the Local Finance Board, and approval is given pursuant to N.J.S.A. 40A:5A-11.

*State of New Jersey
Department of Community Affairs
Director of the Division of Local Government Services*

By: _____ Date: _____

CERTIFICATION OF ADOPTED BUDGET

It is hereby certified that the adopted Budget made a part hereof has been compared with the approved Budget previously certified by the Division, and any amendments made thereto. This adopted Budget is certified with respect to such amendments and comparisons only.

*State of New Jersey
Department of Community Affairs
Director of the Division of Local Government Services*

By: _____ Date: _____

2020 (2020-2021) PREPARER'S CERTIFICATION


THE PARKING AUTHORITY OF THE CITY OF CAMDEN (Name)

AUTHORITY BUDGET

FISCAL FROM: JANUARY TO: DECEMBER
YEAR: 1, 2020 31, 2020

It is hereby certified that the Authority Budget, including both the Annual Budget and the Capital Budget/Program annexed hereto, represents the members of the governing body's resolve with respect to statute in that: all estimates of revenue are reasonable, accurate and correctly stated; all items of appropriation are properly set forth; and in itemization, form and content, the budget will permit the exercise of the comptroller function within the Authority.

It is further certified that all proposed budgeted amounts and totals are correct. Also, I hereby provide reasonable assurance that all assertions contained herein are accurate and all required schedules are completed and attached.

Preparer's Signature:			
Name:	MICHAEL R. BART CPA		
Title:	ACCOUNTANT		
Address:	104 MAIN STREET WOODBRIDGE, NJ 08103		
Phone Number:	732-634-5680	Fax Number:	732-602-1059
E-mail address	MBART@BARTCPAUS.COM		

2020 (2020-2021) APPROVAL CERTIFICATION

THE PARKING AUTHORITY OF THE CITY OF CAMDEN


(Name)

AUTHORITY BUDGET

FISCAL YEAR: FROM: : JANUARY 1, TO: : DECEMBER
2020 31, 2020

It is hereby certified that the Authority Budget, including all schedules appended hereto, are a true copy of the Annual Budget and Capital Budget/Program approved by resolution by the governing body of the PARKING AUTHORITY OF THE CITY OF CAMDEN, at an open public meeting held pursuant to N.J.A.C. 5:31-2.3, on the 28TH day of OCTOBER , 2019.

It is further certified that the recorded vote appearing in the resolution represents not less than a majority of the full membership of the governing body thereof.

Officer's Signature:			
Name:	WILLIE E. HUNTER, SR.		
Title:	EXECUTIVE DIRECTOR		
Address:	10 DELAWARE AVENUE CAMDEN, NJ 08103		
Phone Number:	856-757-9300 X 122	Fax Number:	856-964-9317
E-mail address	WHUNTER@CAMDENPARKING.NET		

INTERNET WEBSITE CERTIFICATION

Authority's Web Address:	WWW.CAMDENPARKING.NET
--------------------------	-----------------------

All authorities shall maintain either an Internet website or a webpage on the municipality's or county's Internet website. The purpose of the website or webpage shall be to provide increased public access to the authority's operations and activities. N.J.S.A. 40A:5A-17.1 requires the following items to be included on the Authority's website at a minimum for public disclosure. Check the boxes below to certify the Authority's compliance with N.J.S.A. 40A:5A-17.1.

- A description of the Authority's mission and responsibilities
- Budgets for the current fiscal year and immediately preceding two prior years
- The most recent Comprehensive Annual Financial Report (Unaudited) or similar financial information (Similar Information is such as PIE Charts, Bar Graphs etc. for such items as Revenues, Expenditures, and other information the Authority deems relevant to inform the public)
- The complete (All Pages) annual audits (Not the Audit Synopsis) of the most recent fiscal year and immediately two prior years
- The Authority's rules, regulations and official policy statements deemed relevant by the governing body of the authority to the interests of the residents within the authority's service area or jurisdiction
- Notice posted pursuant to the "Open Public Meetings Act" for each meeting of the Authority, setting forth the time, date, location and agenda of each meeting
- The approved minutes of each meeting of the Authority including all resolutions of the board and their committees; for at least three consecutive fiscal years
- The name, mailing address, electronic mail address and phone number of every person who exercises day-to-day supervision or management over some or all of the operations of the Authority
- A list of attorneys, advisors, consultants and any other person, firm, business, partnership, corporation or other organization which received any remuneration of \$17,500 or more during the preceding fiscal year for any service whatsoever rendered to the Authority.

It is hereby certified by the below authorized representative of the Authority that the Authority's website or webpage as identified above complies with the minimum statutory requirements of N.J.S.A. 40A:5A-17.1 as listed above. A check in each of the above boxes signifies compliance.


Name of Officer Certifying compliance

WILLIE E. HUNTER, SR.

Title of Officer Certifying compliance

EXECUTIVE DIRECTOR

Signature



2020 (2020-2021) AUTHORITY BUDGET RESOLUTION THE PARKING AUTHORITY OF THE CITY OF CAMDEN

(Name)

FISCAL YEAR: FROM: : JANUARY 1, 2020 TO: DECEMBER 31, 2020

WHEREAS, the Annual Budget and Capital Budget for the Parking Authority of the City of Camden for the fiscal year beginning, January 1, 2020 and ending, December 31, 2020 has been presented before the governing body of the Parking Authority of the City of Camden at its open public meeting of December 11, 2019; and

WHEREAS, the Annual Budget as introduced reflects Total Revenues of \$ 5,458,792, Total Appropriations, including any Accumulated Deficit if any, of \$ 5,424,488, and Total Unrestricted Net Position utilized of \$0; and

WHEREAS, the Capital Budget as introduced reflects Total Capital Appropriations of \$36,750,000 and Total Unrestricted Net Position planned to be utilized as funding thereof, of \$3,750,000; and

WHEREAS, the schedule of rates, fees and other charges in effect will produce sufficient revenues, together with all other anticipated revenues to satisfy all obligations to the holders of bonds of the Authority, to meet operating expenses, capital outlays, debt service requirements, and to provide for such reserves, all as may be required by law, regulation or terms of contracts and agreements; and

WHEREAS, the Capital Budget/Program, pursuant to N.J.A.C. 5:31-2, does not confer any authorization to raise or expend funds; rather it is a document to be used as part of the said Authority's planning and management objectives. Specific authorization to expend funds for the purposes described in this section of the budget, must be granted elsewhere; by bond resolution, by a project financing agreement, by resolution appropriating funds from the Renewal and Replacement Reserve or other means provided by law.

NOW, THEREFORE BE IT RESOLVED, by the governing body of the Parking Authority of the City of Camden Authority, at an open public meeting held on December 11, 2019 that the Annual Budget, including all related schedules, and the Capital Budget/Program of the Parking Authority of the City of Camden Authority for the fiscal year beginning, January 1, 2020 and ending, December 31, 2020 is hereby approved; and

BE IT FURTHER RESOLVED, that the anticipated revenues as reflected in the Annual Budget are of sufficient amount to meet all proposed expenditures/expenses and all covenants, terms and provisions as stipulated in the said Authority's outstanding debt obligations, capital lease arrangements, service contracts, and other pledged agreements; and

BE IT FURTHER RESOLVED, that the governing body of the Parking Authority of the City of Camden will consider the Annual Budget and Capital Budget/Program for adoption on January 27, 2020.

St. Gene Bank
(Secretary's Signature)

12-11-19
(Date)

Governing Body Member:	Recorded Vote			
	Aye	Nay	Abstain	Absent
Martinez, Jr.	✓			
Muhammed	✓			
Espinal	✓			
Alamo	✓			

2020 (2020-2021) ADOPTION CERTIFICATION

THE PARKING AUTHORITY OF THE CITY OF
CAMDEN
(Name)

AUTHORITY BUDGET

FROM:
FISCAL YEAR: JANUARY
1, 2020

TO: DECEMBER
31, 2020

Note: This is filled on for Adoption of the Budget Don't fill in for Introduction of the Budget

It is hereby certified that the Authority Budget and Capital Budget/Program annexed hereto is a true copy of the Budget adopted by the governing body of the Parking Authority of the City of Camden, pursuant to N.J.A.C. 5:31-2.3, on the 16th day of December, 2019.

Officer's Signature:			
Name:	WILLIE E. HUNTER, SR.		
Title:	EXECUTIVE DIRECTOR		
Address:	10 DELAWARE AVENUE CAMDEN, NJ 08103		
Phone Number:	856-757-9300 X 122	Fax Number:	856-964-9317
E-mail address	WHUNTER@CAMDENPARKING.NET		

2020 (2020-2021) ADOPTED BUDGET RESOLUTION

**THE PARKING AUTHORITY OF THE CITY OF
CAMDEN**

(Name)

AUTHORITY

FROM:
FISCAL YEAR: JANUARY TO: DECEMBER
1, 2020 31, 2020

WHEREAS, the Annual Budget and Capital Budget/Program for the _____ Authority for the fiscal year beginning January 1, 2020 and ending, December 31, 2020 has been presented for adoption before the governing body of the _____ Authority at its open public meeting of _____; and

WHEREAS, the Annual Budget and Capital Budget as presented for adoption reflects each item of revenue and appropriation in the same amount and title as set forth in the introduced and approved budget, including all amendments thereto, if any, which have been approved by the Director of the Division of Local Government Services; and

WHEREAS, the Annual Budget as presented for adoption reflects Total Revenues of \$ _____, Total Appropriations, including any Accumulated Deficit, if any, of \$ _____ and Total Unrestricted Net Position utilized of \$ _____; and

WHEREAS, the Capital Budget as presented for adoption reflects Total Capital Appropriations of \$ _____ and Total Unrestricted Net Position planned to be utilized of \$ _____; and

NOW, THEREFORE BE IT RESOLVED, by the governing body of _____ Authority, at an open public meeting held on _____ that the Annual Budget and Capital Budget/Program of the _____ Authority for the fiscal year beginning, _____ and, ending, _____ is hereby adopted and shall constitute appropriations for the purposes stated; and

BE IT FURTHER RESOLVED, that the Annual Budget and Capital Budget/Program as presented for adoption reflects each item of revenue and appropriation in the same amount and title as set forth in the introduced and approved budget, including all amendments thereto, if any, which have been approved by the Director of the Division of Local Government Services.

(Secretary's Signature)

(Date)

Governing Body
Member:

Recorded Vote

Aye

Nay

Abstain

Absent

Note Fill in the name of Each Commissioner and indicate their recorded Vote

2020 (2020-2021) AUTHORITY BUDGET

Narrative and Information Section

**2020 (2020-2021) AUTHORITY BUDGET MESSAGE &
ANALYSIS
THE PARKING AUTHORITY OF THE CITY OF CAMDEN
(Name)
AUTHORITY BUDGET**

**FISCAL YEAR: FROM: January 1, 2020 TO: December 31,
2020**

Answer all questions below. Attach additional pages and schedules as needed.

- 1. Complete a brief statement on the 2020/2020-2021 proposed Annual Budget and make comparison to the 2019/2019-2020 adopted budget for each Revenues and Appropriations. Explain any variances over +/-10% (As shown on budget pages F-2 and F-4 explain the reason for changes for each revenue and appropriation changing more than 10%) for each individual revenue and appropriation line item. Explanations of variances should include a description of the reason for the increase/decrease in the budgeted line item, not just an indication of the amount and percent of the change. Attach any supporting documentation that will help to explain the reason for the increase/decrease in the budgeted line item. **The Authority is budgeting an overall increase of 4.3%. Net appropriations increase 4.3%, with Professional services increasing 11.4%, due to ongoing litigation and projects. Salaries increase in accordance with union agreements, and health insurance expected to increase 10% The Capital budget increases slightly, with projects scheduled for 2019, but not completed, being pushed into 2020****
- 2. Describe the state of the local/regional economy and how it may impact the proposed Annual Budget, including the planned Capital Budget/Program. (Example Consider New Development projects such as Housing /Commercial projects impact on the Authorities expenses or revenues) The regional economy continues to grow, and the Authority anticipates the start of a proposed new garage in the second half of 2020 as the largest part of the 2020 capital budget**
- 3. Describe the reasons for utilizing Unrestricted Net Position in the proposed Annual Budget and or Capital Budget, i.e. rate stabilization, debt service reduction, to balance the budget, etc. If the Authority's budget anticipates a use of Unrestricted Net Position, this question must be answered. The Authority anticipates use of @ \$3,750,000 in its capital budget to offset the costs of borrowing.**
- 4. Identify any sources of funds transferred to the County/Municipality as a budget subsidy or a shared service payments, pilot payments, or other types of contracts or agreements (Example to provide police services to the Authority etc. and explain the reason for the transfer (i.e.: to balance the County/Municipality budget, etc.). N/A**
- 5. The proposed budget must not reflect an anticipated deficit from 2020/2020-2021 operations. If there exists an accumulated deficit from prior years' budgets (and funding is included in the proposed budget as a result of a prior deficit) explain the funding plan to eliminate said deficit (N.J.S.A. 40A:5A-12). If the Authority has a net deficit reported in its most recent audit, it must provide a deficit reduction plan in response to this question. N/A**
- 6. Attach a schedule of the Authority's existing rate structure (connection fees, parking fees, service charges, etc.) if it has been changed since the prior year budget submission and a schedule of the proposed rate structure for the upcoming fiscal year. Explain any proposed changes in the rate structure and attach the resolution approving the change in the rate structure, if applicable. (If no changes to fees or rates indicate (Answer as "Rates Are Staying the Same") Rates are staying the same.**

AUTHORITY CONTACT INFORMATION 2020 (2020-2021)

Please complete the following information regarding this Authority. All information requested below must be completed.

Name of Authority:	The Parking Authority of the City of Camden		
Federal ID Number:	22-2278626		
Address:	10 Delaware Avenue		
City, State, Zip:	Camden	NJ	08103
Phone: (ext.)	856-757-9300	Fax:	856-964-9317

Preparer's Name:	Michael R. Bart CPA		
Preparer's Address:	104 Man Street		
City, State, Zip:	Woodbridge	NJ	07095
Phone: (ext.)	732-634-5680	Fax:	732-602-1059
E-mail:	Mbart@bartcpaus.com		

Chief Executive Officer:(1)	Willie E. Hunter		
(1) Or person who performs these functions under another Title			
Phone: (ext.)	856-757-9300 X 122	Fax:	856-964-9317
E-mail:	Whunter@camdenparking.net		

Chief Financial Officer(1)			
(1) Or person who performs these functions under another Title			
Phone: (ext.)		Fax:	
E-mail:			

Name of Auditor:	Brent W. Lee		
Name of Firm:	Brent W. Lee & Co. LLC		
Address:	3008 New Albany Road		
City, State, Zip:	Cinnaminson	NJ	08077
Phone: (ext.)	609-456-8804	Fax:	
E-mail:	Brentlee1963@yahoo.com		

AUTHORITY INFORMATIONAL QUESTIONNAIRE

THE PARKING AUTHORITY OF THE CITY OF CAMDEN

(Name)

FISCAL YEAR: FROM: January 1, 2020 TO: December 31, 2020

Answer all questions below completely and attach additional information as required.

- 1) Provide the number of individuals employed in (Use Most Recent W-3 Available 2018 or 2019) as reported on the Authority's Form W-3, Transmittal of Wage and Tax Statements: 49
- 2) Provide the amount of total salaries and wages as reported on the Authority's Form W-3, (Use Most Recent W-3 Available 2018 or 2019) Transmittal of Wage and Tax Statements: \$1,029,481
- 3) Provide the number of regular voting members of the governing body: 5 (Even if not all commissioners have been appointed (Total Commissioners are either 5 or 7 (Regional Authorities may have more than 7 members) s per statute for your Authority)
- 4) Provide the number of alternate voting members of the governing body: 0 (Maximum is 2)
- 5) Did any person listed on Page N-4 have a family or business relationship with any other person listed on Page N-4 during the current fiscal year? NO If "yes," attach a description of the relationship including the names of the individuals involved and their positions at the Authority.
- 6) Did all individuals that were required to file a Financial Disclosure Statement for the current fiscal year (Most Recent Filing that March 31, 2019 or 2020 deadline has passed 2019 or 2020) because of their relationship with the Authority file the form as required? (Checked to see if individuals actually filed at <http://www.state.nj.us/dca/divisions/dlgs/resources/fds.html> before answering) YES If "no," provide a list of those individuals who failed to file a Financial Disclosure Statement and an explanation as to the reason for their failure to file.
- 7) Does the Authority have any amounts receivable from current or former commissioners, officers, key employees or highest compensated employees? No If "yes," attach a list of those individuals, their position, the amount receivable, and a description of the amount due to the Authority.
- 8) Was the Authority a party to a business transaction with one of the following parties:
 - a. A current or former commissioner, officer, key employee, or highest compensated employee? NO
 - b. A family member of a current or former commissioner, officer, key employee, or highest compensated employee? NO
 - c. An entity of which a current or former commissioner, officer, key employee, or highest compensated employee (or family member thereof) was an officer or direct or indirect owner? NOIf the answer to any of the above is "yes," attach a description of the transaction including the name of the commissioner, officer, key employee, or highest compensated employee (or family member thereof) of the Authority; the name of the entity and relationship to the individual or family member; the amount paid; and whether the transaction was subject to a competitive bid process.
- 9) Did the Authority during the most recent fiscal year pay premiums, directly or indirectly, on a personal benefit contract? A personal benefit contract is generally any life insurance, annuity, or endowment contract that benefits, directly or indirectly, the transferor, a member of the transferor's family, or any other person designated by the transferor. NO If "yes," attach a description of the arrangement, the premiums paid, and indicate the beneficiary of the contract.
- 10) Explain the Authority's process for determining compensation for all persons listed on Page N-4. Include whether the Authority's process includes any of the following: 1) review and approval by the commissioners or a committee thereof; 2) study or survey of compensation data for comparable positions in similarly sized entities; 3) annual or periodic performance evaluation; 4) independent compensation consultant; and/or 5) written employment contract. Attach a narrative of your Authorities procedures for all individuals listed on Page N-4 (2 of 2).

- 11) Did the Authority pay for meals or catering during the current fiscal year? NO If "yes," attach a detailed list of all meals and/or catering invoices for the current fiscal year and provide an explanation for each expenditure listed.
- 12) Did the Authority pay for travel expenses for any employee or individual listed on Page N-4? YES If "yes," attach a detailed list of all travel expenses for the current fiscal year and provide an explanation for each expenditure listed.
- 13) Did the Authority provide any of the following to or for a person listed on Page N-4 or any other employee of the Authority?
- First class or charter travel NO
 - Travel for companions NO
 - Tax indemnification and gross-up payments NO
 - Discretionary spending account NO
 - Housing allowance or residence for personal use NO
 - Payments for business use of personal residence NO
 - Vehicle/auto allowance or vehicle for personal use YES
 - Health or social club dues or initiation fees NO
- i. Personal services (i.e.: maid, chauffeur, chef) NO
If the answer to any of the above is "yes," attach a description of the transaction including the name and position of the individual and the amount expended.
- 14) Did the Authority follow a written policy regarding payment or reimbursement for expenses incurred by employees and/or commissioners during the course of Authority business and does that policy require substantiation of expenses through receipts or invoices prior to reimbursement? YES If "no," attach an explanation of the Authority's process for reimbursing employees and commissioners for expenses. (If your authority does not allow for reimbursements indicate that in answer)
- 15) Did the Authority make any payments to current or former commissioners or employees for severance or termination? NO If "yes," attach explanation including amount paid.
- 16) Did the Authority make any payments to current or former commissioners or employees that were contingent upon the performance of the Authority or that were considered discretionary bonuses? NO If "yes," attach explanation including amount paid.
- 17) Did the Authority comply with its Continuing Disclosure Agreements for all debt issuances outstanding by submitting its audited annual financial statements, annual operating data, and notice of material events to the Municipal Securities Rulemaking Board's Electronic Municipal Marketplace Access (EMMA) as required? N/A If "no," attach a description of the Authority's plan to ensure compliance with its Continuing Disclosure Agreements in the future. (If no bonded Debt answer is Not Applicable). (New Jersey Infrastructure Trust Loans are not bonded debt of an Authority)
- 18) Did the Authority receive any notices from the Department of Environmental Protection or any other entity regarding maintenance or repairs required to the Authority's systems to bring them into compliance with current regulations and standards that it has not yet taken action to remediate? NO If "yes," attach explanation as to why the Authority has not yet undertaken the required maintenance or repairs and describe the Authority's plan to address the conditions identified.
- 19) Did the Authority receive any notices of fines or assessments from the Department of Environmental Protection or any other entity due to noncompliance with current regulations (i.e.: sewer overflow, etc.)? NO If "yes," attach a description of the event or condition that resulted in the fine or assessment and indicate the amount of the fine or assessment.

AUTHORITY INFORMATIONAL QUESTIONNAIRE

THE PARKING AUTHORITY OF THE CITY OF CAMDEN

RESPONSES TO QUESTIONANRE PAGE N-3

10. Commissioners review performance and salaries annually for all non-union employees. Most of the employees' wage increase are dictated by union agreement, which expires in December 2020.

12. The Authority paid for the Executive director to attend the annual IPMI conference. Attendance cost \$1,344; lodging cost \$1,426; and travel cost \$857. The Executive Director paid for all meals.

13. The Authority pays its Executive Director a \$400 monthly car allowance.

14. All expenses require receipts to back up the expenditure. The request is submitted to the employees supervisor for approval prior to payment.

(This page is directions for filling in page (N-4 (2-of 2)) (No answers should be entered on this page)

**AUTHORITY SCHEDULE OF COMMISSIONERS, OFFICERS, KEY EMPLOYEES,
HIGHEST COMPENSATED EMPLOYEES AND INDEPENDENT CONTRACTORS
THE PARKING AUTHORITY OF THE CITY OF CAMDEN**
(Name)

FROM:
FISCAL YEAR: January 1, 2020 **TO:** December 31, 2020

Complete the attached table for all persons required to be listed per #1-4 below.

- 1) List all of the Authority's current commissioners and officers and amount of compensation from the Authority and any other public entities as defined below. Enter zero if no compensation was paid.
- 2) List all of the Authority's key employees and highest compensated employees other than a commissioner or officer as defined below and amount of compensation from the Authority and any other public entities.
- 3) List all of the Authority's former officers, key employees and highest compensated employees who received more than \$100,000 in reportable compensation from the Authority and any other public entities during the most recent fiscal year completed.
- 4) List all of the Authority's former commissioners who received more than \$10,000 in reportable compensation from the Authority and any other public entities during the most recent fiscal year completed.

Commissioner: A member of the governing body of the authority with voting rights. Include alternates for purposes of this schedule.

Officer: A person elected or appointed to manage the authority's daily operations at any time during the year, such as the chairperson, vice-chairperson, secretary, or treasurer. For the purposes of this schedule, treat the authority's top management official and top financial official as officers. A member of the governing body may be both a commissioner and an officer for the purposes of this schedule.

Key employee: An employee or independent contractor of the authority (other than a commissioner or officer) who meets both of the following criteria:

- a) The individual received reportable compensation from the authority and other public entities in excess of \$150,000 for the most recent fiscal year completed; and
- b) The individual has responsibilities or influence over the authority as a whole or has power to control or determine 10% or more of the authority's capital expenditures or operating budget.

Highest compensated employee: One of the five highest compensated employees or independent contractors of the authority other than current commissioners, officers, or key employees whose aggregate reportable compensation from the authority and other public entities is greater than \$100,000 for the most recent fiscal year completed.

Compensation: All forms of cash and non-cash payments or benefits provided in exchange for services, including salaries and wages, bonuses, severance payments, deferred payments, retirement benefits, fringe benefits, and other financial arrangements or transactions such as personal vehicles, meals, housing, personal and family education benefits, below-market loans, payment of personal or family travel, entertainment, and personal use of the Authority's property. Compensation includes payments and other benefits provided to both employees and independent contractors in exchange for services.

Reportable compensation: (Use the Most Recent W-2 available 2018 or 2019. The aggregate compensation that is reported (or is required to be reported) on Form W-2, box 1 or 5, whichever amount is greater, and/or Form 1099-MISC, box 7, for the most recent calendar year ended 60 days before the start of the proposed budget year. For example, for fiscal years ending December 31, 2020, the most recent W-2 and 1099 should be used 2019 or 2018 (60 days prior to start of budget year is November 1, 2019, with 2018 being the most recent calendar year ended), and for fiscal years ending June 30, 2020, the calendar year 2019 W-2 and 1099 should be used (60 days prior to start of budget year is May 1, 2019, with 2019 being the most recent calendar year ended).

Other Public Entity: Any municipality, county, local authority, fire district, or other government unit, regardless of whether it is related in any way to the Authority either by function or by physical location.

Authority Schedule of Commissioners, Officers, Key Employees, Highest Compensated Employees and Independent Contractors (Continued)

For the Period January 1, 2020 to December 31, 2020

THE PARKING AUTHORITY OF THE CITY OF CAMDEN

Reportable Compensation from Authority (W-2/1099)

Name	Title	Average Hours Per Week Dedicated to Position	Commissioner	Key Employee	Highest Compensated Employee	Former	Base Salary/ Stipend	Bonus	Other (auto allowance, expense account, payment in lieu of health benefits, etc.)	Estimated amount of other compensation from the Authority (health benefits, pension, etc.)	Total Compensation from Authority	Names of Other Public Entities where Individual is an Employee or Member of the Governing Body (1) See note below	Positions held at Other Public Entities Listed in Column O	Average Hours per Week Dedicated to Positions at Other Public Entities Listed in Column O	Reportable Compensation from Other Public Entities (W-2/1099)	Estimated amount of other compensation from Other Public Entities (health benefits, pension, payment in lieu of health benefits etc.)	Total Compensation All Public Entities
1 WILLIE E. HUNTER, Sr.	EXECUTIVE DIRECTOR	40	X	X	X		\$ 123,347		4,800	30,500	158,647	STATE OF NJ	CLERK	40	45,000	10,000	158,647
2 JOSE MARTINEZ, JR.	COMMISSIONER	6 X	X								0						55,000
3 ANGEL L. ALAMO	COMMISSIONER	4 X	X								0						0
4 JASPER MUHAMMAD	COMMISSIONER	4 X	X								0						0
5 MARY ESPINAL	COMMISSIONER	4 X	X								0						0
6											0						0
7											0						0
8											0						0
9											0						0
10											0						0
11											0						0
12											0						0
13											0						0
14											0						0
15											0						0
Total:							\$ 123,347	\$ -	4,800	30,500	158,647			40	45,000	10,000	213,647

(1) Insert "None" in this column for each individual that does not hold a position with another Public Entity

Schedule of Health Benefits - Detailed Cost Analysis

THE PARKING AUTHORITY OF THE CITY OF CAMDEN
 For the Period January 1, 2020 to December 31, 2020

If Not Applicable X this box Below

	# of Covered Members (Medical & Rx)		Annual Cost Estimate per Employee Proposed Budget		Total Cost Estimate Proposed Budget	# of Covered Members (Medical & Rx) Current Year	Annual Cost per Employee Current Year	Total Prior year Year Cost	\$ Increase (Decrease)	% Increase (Decrease)
	Proposed Budget	Members	Employee Proposed Budget	Members						
Active Employees - Health Benefits - Annual Cost										
Single Coverage	8	8	\$ 12,000	8	\$ 96,000	8	\$ 11,324	\$ 90,592	\$ 5,408	6.0%
Parent & Child	4	4	22,124	4	88,496	4	20,270	81,080	7,416	9.1%
Employee & Spouse (or Partner)	3	3	34,482	3	103,446	3	22,648	67,944	35,502	52.3%
Family	6	6	24,720	6	197,760	6	31,594	189,564	8,196	4.3%
Employee Cost Sharing Contribution (enter as negative -)					(70,000)			(62,683)	7,317	11.7%
Subtotal	23	23		21	415,702	21		356,497	49,205	13.4%
Commissioners - Health Benefits - Annual Cost										
Single Coverage										#DIV/0!
Parent & Child										#DIV/0!
Employee & Spouse (or Partner)										#DIV/0!
Family										#DIV/0!
Employee Cost Sharing Contribution (enter as negative -)										#DIV/0!
Subtotal	0	0		0		0				#DIV/0!
Retirees - Health Benefits - Annual Cost										
Single Coverage	5	7	9,600	7	67,200	7	9,580	67,060	140	0.2%
Parent & Child	1	1	14,757	1	14,757	1	13,416	13,416	1,341	10.0%
Employee & Spouse (or Partner)	4	3	10,000	3	30,000	3	9,310	27,930	2,070	7.4%
Family	2	1	25,000	1	25,000	1	23,760	23,760	1,240	5.2%
Employee Cost Sharing Contribution (enter as negative -)										#DIV/0!
Subtotal	12	12		12	136,957	12		132,166	4,791	3.6%
GRAND TOTAL	35	35		33	\$ 552,659	33		\$ 498,663	\$ 53,996	10.8%

Is medical coverage provided by the SHBP (Yes or No)? (Place Answer in Box) YES No
 Is prescription drug coverage provided by the SHBP (Yes or No)? (Place Answer in Box) YES No

Note: Remember to Enter an amount in rows for Employee Cost Sharing

Schedule of Accumulated Liability for Compensated Absences

THE PARKING AUTHORITY OF THE CITY OF CAMDEN

For the Period

January 1, 2020

to

December 31, 2020

Complete the below table for the Authority's accrued liability for compensated absences.

Individuals Eligible for Benefit	Gross Days of Accumulated Compensated Absences at End of Last Issued Audit Report	Dollar Value of Accrued Compensated Absence Liability	Legal Basis for Benefit (check applicable items)		
			Approved Labor Agreement	Resolution	Individual Employment Agreement
		\$ 45,655	X		
Total liability for accumulated compensated absences at beginning of current year		\$ 45,655			

The total Amount Should agree to most recently issued audit report for the Authority

Schedule of Shared Service Agreements

THE PARKING AUTHORITY OF THE CITY OF CAMDEN
For the Period January 1, 2020 to December 31, 2020

If No Shared Services X this Box

Enter the shared service agreements that the Authority currently engages in and identify the amount that is received/paid for those services.

Name of Entity Providing Service	Name of Entity Receiving Service	Type of Shared Service Provided	Comments (Enter more specifics if needed)	Agreement Effective Date	Agreement End Date	Amount to be Received by/ Paid from Authority

2020 (2020-2021) AUTHORITY BUDGET

Financial Schedules Section

SUMMARY

THE PARKING AUTHORITY OF THE CITY OF CAMDEN
 For the Period January 1, 2020 to December 31, 2020

	FY 2020 Proposed Budget					FY 2019 Adopted Budget		All Operations All Operations			
	Operation #2	N/A	N/A	N/A	N/A	Total All Operations	Total All Operations	\$ Increase (Decrease) Proposed vs. Adopted	% Increase (Decrease) Proposed vs. Adopted		
REVENUES											
Total Operating Revenues	#####	\$	-	\$	-	\$	5,192,672	\$	224,120	4.3%	
Total Non-Operating Revenues	42,000	-	-	-	-	42,000	42,000	-	-	0.0%	
Total Anticipated Revenues	5,458,792	-	-	-	-	5,458,792	5,234,672	224,120	4.3%		
APPROPRIATIONS											
Total Administration	2,028,773	-	-	-	-	2,028,773	1,905,860	122,913	6.4%		
Total Cost of Providing Services	2,883,383	-	-	-	-	2,883,383	2,776,980	106,403	3.8%		
Total Principal Payments on Debt Service in Lieu of Depreciation	221,108	-	-	-	-	221,108	220,332	776	0.4%		
Total Operating Appropriations	5,133,264	-	-	-	-	5,133,264	4,903,172	230,092	4.7%		
Total Interest Payments on Debt	291,224	-	-	-	-	291,224	298,000	(6,776)	-2.3%		
Total Other Non-Operating Appropriations	-	-	-	-	-	-	180,000	(180,000)	-100.0%		
Total Non-Operating Appropriations	291,224	-	-	-	-	291,224	478,000	(186,776)	-39.1%		
Accumulated Deficit	-	-	-	-	-	-	-	-	#DIV/0!		
Total Appropriations and Accumulated Deficit	5,424,488	-	-	-	-	5,424,488	5,381,172	43,316	0.8%		
Less: Total Unrestricted Net Position Utilized	-	-	-	-	-	-	180,000	(180,000)	-100.0%		
Net Total Appropriations	5,424,488	-	-	-	-	5,424,488	5,201,172	223,316	4.3%		
ANTICIPATED SURPLUS (DEFICIT)	\$ 34,304	\$	-	\$	-	\$	34,304	\$	33,500	804	2.4%

Revenue Schedule

THE PARKING AUTHORITY OF THE CITY OF CAMDEN
For the Period January 1, 2020 to December 31, 2020

	FY 2020 Proposed Budget						FY 2019 Adopted Budget	\$ Increase (Decrease) Proposed vs. Adopted	% Increase (Decrease) Proposed vs. Adopted	
	PARKING	Operation #2	N/A	N/A	N/A	N/A	Total All Operations	Total All Operations	All Operations	
OPERATING REVENUES										
<i>Service Charges</i>										
Residential							\$ -	\$ -	\$ -	#DIV/0!
Business/Commercial							-	-	-	#DIV/0!
Industrial							-	-	-	#DIV/0!
Intergovernmental							-	-	-	#DIV/0!
Other							-	-	-	#DIV/0!
Total Service Charges							-	-	-	#DIV/0!
<i>Connection Fees</i>										
Residential							-	-	-	#DIV/0!
Business/Commercial							-	-	-	#DIV/0!
Industrial							-	-	-	#DIV/0!
Intergovernmental							-	-	-	#DIV/0!
Other							-	-	-	#DIV/0!
Total Connection Fees							-	-	-	#DIV/0!
<i>Parking Fees</i>										
Meters	950,000					950,000	872,200	77,800	8.9%	
Permits	2,039,800					2,039,800	1,924,180	115,620	6.0%	
Fines/Penalties	120,000					120,000	120,000	-	0.0%	
Other	1,536,700					1,536,700	1,537,500	(800)	-0.1%	
Total Parking Fees	4,646,500					4,646,500	4,453,880	192,620	4.3%	
<i>Other Operating Revenues (List)</i>										
ADVERTISEMENT LEASE	14,400					14,400	14,400	-	0.0%	
SURCHARGE FEES	79,992					79,992	79,992	-	0.0%	
BB&T CENTER	661,500					661,500	630,000	31,500	5.0%	
MISCELLANEOUS REVENUE	6,000					6,000	6,000	-	0.0%	
HANDICAP PARKING FEES	8,400					8,400	8,400	-	0.0%	
Type In (Grant, Other Rev)							-	-	#DIV/0!	
Type In (Grant, Other Rev)							-	-	#DIV/0!	
Type In (Grant, Other Rev)							-	-	#DIV/0!	
Type In (Grant, Other Rev)							-	-	#DIV/0!	
Type In (Grant, Other Rev)							-	-	#DIV/0!	
Type In (Grant, Other Rev)							-	-	#DIV/0!	
Total Other Revenue	770,292					770,292	738,792	31,500	4.3%	
Total Operating Revenues	5,416,792					5,416,792	5,192,672	224,120	4.3%	
NON-OPERATING REVENUES										
<i>Other Non-Operating Revenues (List)</i>										
Type In							-	-	-	#DIV/0!
Type In							-	-	-	#DIV/0!
Type In							-	-	-	#DIV/0!
Type In							-	-	-	#DIV/0!
Type In							-	-	-	#DIV/0!
Type In							-	-	-	#DIV/0!
Total Other Non-Operating Revenue							-	-	-	#DIV/0!
<i>Interest on Investments & Deposits (List)</i>										
Interest Earned	42,000					42,000	42,000	-	0.0%	
Penalties							-	-	-	#DIV/0!
Other							-	-	-	#DIV/0!
Total Interest	42,000					42,000	42,000	-	0.0%	
Total Non-Operating Revenues	42,000					42,000	42,000	-	0.0%	
TOTAL ANTICIPATED REVENUES	#####	\$ -	\$ -	\$ -	\$ -	\$ -	\$ 5,458,792	\$ 5,234,672	\$ 224,120	4.3%

Prior Year Adopted Revenue Schedule

THE PARKING AUTHORITY OF THE CITY OF CAMDEN

FY 2019 Adopted Budget

	Operation						Total All Operations
	PARKING	#2	N/A	N/A	N/A	N/A	
OPERATING REVENUES							
<i>Service Charges</i>							
Residential							\$ -
Business/Commercial							-
Industrial							-
Intergovernmental							-
Other							-
Total Service Charges	-	-	-	-	-	-	-
<i>Connection Fees</i>							
Residential							-
Business/Commercial							-
Industrial							-
Intergovernmental							-
Other							-
Total Connection Fees	-	-	-	-	-	-	-
<i>Parking Fees</i>							
Meters	872,200						872,200
Permits	1,924,180						1,924,180
Fines/Penalties	120,000						120,000
Other	1,537,500						1,537,500
Total Parking Fees	4,453,880	-	-	-	-	-	4,453,880
<i>Other Operating Revenues (List)</i>							
ADVERTISEMENT LEASE	14,400						14,400
SURCHARGE FEE	79,992						79,992
BB&T CENTER	630,000						630,000
MISCELLANEOUS REVENUE	6,000						6,000
HANDICAP PARKING FEES	8,400						8,400
Type in (Grant, Other Rev)							-
Type in (Grant, Other Rev)							-
Type in (Grant, Other Rev)							-
Type in (Grant, Other Rev)							-
Type in (Grant, Other Rev)							-
Type in (Grant, Other Rev)							-
Total Other Revenue	738,792	-	-	-	-	-	738,792
Total Operating Revenues	5,192,672	-	-	-	-	-	5,192,672
NON-OPERATING REVENUES							
<i>Other Non-Operating Revenues (List)</i>							
Type in							-
Type in							-
Type in							-
Type in							-
Type in							-
Type in							-
Total Other Non-Operating Revenues	-	-	-	-	-	-	-
<i>Interest on Investments & Deposits</i>							
Interest Earned	42,000						42,000
Penalties							-
Other							-
Total Interest	42,000	-	-	-	-	-	42,000
Total Non-Operating Revenues	42,000	-	-	-	-	-	42,000
TOTAL ANTICIPATED REVENUES	##### \$	-	\$	-	\$	-	\$ 5,234,672

Appropriations Schedule

THE PARKING AUTHORITY OF THE CITY OF CAMDEN

For the Period January 1, 2020 to December 31, 2020

	FY 2020 Proposed Budget						FY 2019 Adopted Budget	\$ Increase (Decrease) Proposed vs. Adopted	% Increase (Decrease) Proposed vs. Adopted
	Operation					Total All Operations	Total All Operations	All Operations	All Operations
	PARKING	#2	N/A	N/A	N/A	N/A			
OPERATING APPROPRIATIONS									
<i>Administration - Personnel</i>									
Salary & Wages						\$ 580,623	\$ 534,000	\$ 46,623	8.7%
Fringe Benefits						356,450	356,160	290	0.1%
Total Administration - Personnel						937,073	890,160	46,913	5.3%
<i>Administration - Other (List)</i>									
ADMINISTRATIVE SUPPORT						140,200	140,200	-	0.0%
UTILITIES						166,100	166,100	-	0.0%
PROFESSIONAL SERVICES						528,000	452,000	76,000	16.8%
INSURANCE						257,400	257,400	-	0.0%
Miscellaneous Administration*						-	-	-	#DIV/0!
Total Administration - Other						1,091,700	1,015,700	76,000	7.5%
Total Administration						2,028,773	1,905,860	122,913	6.4%
<i>Cost of Providing Services - Personnel</i>									
Salary & Wages						1,050,077	1,037,400	12,677	1.2%
Fringe Benefits						550,606	500,280	50,326	10.1%
Total COPS - Personnel						1,600,683	1,537,680	63,003	4.1%
<i>Cost of Providing Services - Other (List)</i>									
COST OF PROVIDING SERVICES						1,282,700	1,239,300	43,400	3.5%
Type In Description						-	-	-	#DIV/0!
Type In Description						-	-	-	#DIV/0!
Type In Description						-	-	-	#DIV/0!
Miscellaneous COPS*						-	-	-	#DIV/0!
Total COPS - Other						1,282,700	1,239,300	43,400	3.5%
Total Cost of Providing Services						2,883,383	2,776,980	106,403	3.8%
<i>Total Principal Payments on Debt Service in Lieu of Depreciation</i>									
						221,108	220,332	776	0.4%
Total Operating Appropriations						5,133,264	4,903,172	230,092	4.7%
NON-OPERATING APPROPRIATIONS									
Total Interest Payments on Debt						291,224	298,000	(6,776)	-2.3%
Operations & Maintenance Reserve						-	-	-	#DIV/0!
Renewal & Replacement Reserve						-	-	-	#DIV/0!
Municipality/County Appropriation						-	180,000	(180,000)	-100.0%
Other Reserves						-	-	-	#DIV/0!
Total Non-Operating Appropriations						291,224	478,000	(186,776)	-39.1%
TOTAL APPROPRIATIONS						5,424,488	5,381,172	43,316	0.8%
ACCUMULATED DEFICIT									
TOTAL APPROPRIATIONS & ACCUMULATED DEFICIT						5,424,488	5,381,172	43,316	0.8%
UNRESTRICTED NET POSITION UTILIZED									
Municipality/County Appropriation						-	180,000	(180,000)	-100.0%
Other						-	-	-	#DIV/0!
Total Unrestricted Net Position Utilized						-	180,000	(180,000)	-100.0%
TOTAL NET APPROPRIATIONS						##### \$ -	\$ 5,201,172	\$ 223,316	4.3%

* Miscellaneous line items may not exceed 5% of total operating appropriations shown below. If amount in miscellaneous is greater than the amount shown below, then the line item must be itemized above.

5% of Total Operating Appropriations ##### \$ - \$ - \$ - \$ - \$ - \$ - #####

Prior Year Adopted Appropriations Schedule

THE PARKING AUTHORITY OF THE CITY OF CAMDEN

	FY 2019 Adopted Budget						Total All Operations
	PARKING	Operation #2	N/A	N/A	N/A	N/A	
OPERATING APPROPRIATIONS							
<i>Administration - Personnel</i>							
Salary & Wages	\$ 534,000						\$ 534,000
Fringe Benefits	356,160						356,160
Total Administration - Personnel	890,160	-	-	-	-	-	890,160
<i>Administration - Other (List)</i>							
ADMINISTRATIVE SUPPORT	140,200						140,200
UTILITIES	166,100						166,100
PROFESSIONAL SERVICES	452,000						452,000
INSURANCE	257,400						257,400
Miscellaneous Administration*							-
Total Administration - Other	1,015,700	-	-	-	-	-	1,015,700
Total Administration	1,905,860	-	-	-	-	-	1,905,860
<i>Cost of Providing Services - Personnel</i>							
Salary & Wages	1,037,400						1,037,400
Fringe Benefits	500,280						500,280
Total COPS - Personnel	1,537,680	-	-	-	-	-	1,537,680
<i>Cost of Providing Services - Other (List)</i>							
COST OF PROVIDING SERVICES	1,239,300						1,239,300
Type In Description							-
Type In Description							-
Type In Description							-
Miscellaneous COPS*							-
Total COPS - Other	1,239,300	-	-	-	-	-	1,239,300
Total Cost of Providing Services	2,776,980	-	-	-	-	-	2,776,980
Total Principal Payments on Debt Service in Lieu of Depreciation	220,332	-	-	-	-	-	220,332
Total Operating Appropriations	4,903,172	-	-	-	-	-	4,903,172
NON-OPERATING APPROPRIATIONS							
Total Interest Payments on Debt	298,000	-	-	-	-	-	298,000
Operations & Maintenance Reserve							-
Renewal & Replacement Reserve							-
Municipality/County Appropriation	180,000						180,000
Other Reserves							-
Total Non-Operating Appropriations	478,000	-	-	-	-	-	478,000
TOTAL APPROPRIATIONS	5,381,172	-	-	-	-	-	5,381,172
ACCUMULATED DEFICIT							-
TOTAL APPROPRIATIONS & ACCUMULATED DEFICIT	5,381,172	-	-	-	-	-	5,381,172
UNRESTRICTED NET POSITION UTILIZED							
Municipality/County Appropriation	180,000						180,000
Other							-
Total Unrestricted Net Position Utilized	180,000	-	-	-	-	-	180,000
TOTAL NET APPROPRIATIONS	##### \$ - \$ - \$ - \$ - \$ -	-	-	-	-	-	##### \$ - \$ - \$ - \$ - \$ -

* Miscellaneous line items may not exceed 5% of total operating appropriations shown below. If amount in miscellaneous is greater than the amount shown below, then the line item must be itemized above.

5% of Total Operating Appropriations ##### \$ - \$ - \$ - \$ - \$ - \$ - \$ - #####

Debt Service Schedule - Principal

If Authority has no debt X this box

THE PARKING AUTHORITY OF THE CITY OF CAMDEN

	Adopted Budget Year 2019	Proposed Budget Year 2020	Fiscal Year Ending in						Total Principal Outstanding
			2021	2022	2023	2024	2025	Thereafter	
PARKING									
CAMDEN REDEVELOPMENT AUTHORITY \$	120,000	\$ 120,000	\$	120,000					\$ 240,000
BOND - NEW GARAGE	87,750	87,750	370,250	385,235	401,100	416,100	434,355	17,637,210	19,732,000
LEASE PURCHASE	12,582	13,358	11,045						24,403
Type in Issue Name									
Total Principal	220,332	221,108	501,295	385,235	401,100	416,100	434,355	17,637,210	19,996,403
Operation #2									
Type in Issue Name									
Type in Issue Name									
Type in Issue Name									
Type in Issue Name									
Total Principal									
N/A									
Type in Issue Name									
Type in Issue Name									
Type in Issue Name									
Type in Issue Name									
Type in Issue Name									
Total Principal									
N/A									
Type in Issue Name									
Type in Issue Name									
Type in Issue Name									
Type in Issue Name									
Type in Issue Name									
Total Principal									
N/A									
Type in Issue Name									
Type in Issue Name									
Type in Issue Name									
Type in Issue Name									
Total Principal									
N/A									
Type in Issue Name									
Type in Issue Name									
Type in Issue Name									
Total Principal									
N/A									
Type in Issue Name									
Type in Issue Name									
Type in Issue Name									
Total Principal									
N/A									
Type in Issue Name									
Type in Issue Name									
Type in Issue Name									
Total Principal									
N/A									
Type in Issue Name									
Type in Issue Name									
Total Principal									
N/A									
Type in Issue Name									
Type in Issue Name									
Total Principal									
TOTAL PRINCIPAL ALL OPERATIONS									
	\$ 220,332	\$ 221,108	\$ 501,295	\$ 385,235	\$ 401,100	\$ 416,100	\$ 434,355	\$ 17,637,210	\$ 19,996,403

Indicate the Authority's most recent bond rating and the year of the rating by ratings service.

Moody's _____ *Standard & Poors* _____
Fitch _____
 Bond Rating _____
 Year of Last Rating _____

Debt Service Schedule - Interest
THE PARKING AUTHORITY OF THE CITY OF CAMDEN

If Authority has no debt X this box

Fiscal Year Ending in

	Adopted Budget Year 2019	Proposed Budget Year 2020	Fiscal Year Ending in				Thereafter	Total Interest Payments Outstanding
			2021	2022	2023	2024		
PARKING								
CAMDEN CITY REDEVELOPMENT AGENC	\$ 12,000	\$ 6,000						\$ 6,000
BOND-NEW GARAGE	284,123	284,123	790,055	775,562	760,478	744,780	729,780	14,458,312
LEASE PURCHASE	1,877	1,101	290					1,391
Type in Issue Name								
Total Interest Payments	298,000	291,224	790,345	775,562	760,478	744,780	729,780	14,465,703
Operation #2								
Type in Issue Name								
Type in Issue Name								
Type in Issue Name								
Type in Issue Name								
Total Interest Payments	-	-	-	-	-	-	-	-
N/A								
Type in Issue Name								
Type in Issue Name								
Type in Issue Name								
Type in Issue Name								
Total Interest Payments	-	-	-	-	-	-	-	-
N/A								
Type in Issue Name								
Type in Issue Name								
Type in Issue Name								
Type in Issue Name								
Total Interest Payments	-	-	-	-	-	-	-	-
N/A								
Type in Issue Name								
Type in Issue Name								
Type in Issue Name								
Type in Issue Name								
Total Interest Payments	-	-	-	-	-	-	-	-
N/A								
Type in Issue Name								
Type in Issue Name								
Type in Issue Name								
Type in Issue Name								
Total Interest Payments	-	-	-	-	-	-	-	-
N/A								
Type in Issue Name								
Type in Issue Name								
Type in Issue Name								
Type in Issue Name								
Total Interest Payments	298,000	291,224	790,345	775,562	760,478	744,780	729,780	14,465,703
TOTAL INTEREST ALL OPERATIONS								

Net Position Reconciliation

THE PARKING AUTHORITY OF THE CITY OF CAMDEN

For the Period January 1, 2020 to December 31, 2020

FY 2020 Proposed Budget

	PARKING	Operation #2	N/A	N/A	N/A	N/A	Operations
#####							Total All
#####							\$4,860,016
8,368,136							8,368,136
367,241							367,241
#####							(3,875,361)
3,507,500							3,507,500
8,494,184							8,494,184

UNRESTRICTED NET POSITION AVAILABLE FOR USE IN PROPOSED BUDGET

- Unrestricted Net Position Utilized to Balance Proposed Budget
- Unrestricted Net Position Utilized in Proposed Capital Budget
- Appropriation to Municipality/County (3)
- Total Unrestricted Net Position Utilized in Proposed Budget

PROJECTED UNRESTRICTED UNDESIGNATED NET POSITION AT END OF YEAR

Last issued Audit Report (4)

8,126,323	-	-	-	-	-	-	8,126,323
-	-	-	-	-	-	-	-
3,750,000	-	-	-	-	-	-	3,750,000
-	-	-	-	-	-	-	-
3,750,000	-	-	-	-	-	-	3,750,000
#####	\$	-	\$	-	\$	-	\$4,376,323

- (1) Total of all operations for this line item must agree to audited financial statements.
- (2) Include budgeted and unbudgeted use of unrestricted net position in the current year's operations.
- (3) Amount may not exceed 5% of total operating appropriations. See calculation below.
 Maximum Allowable Appropriation to Municipality/County \$ 256,663 \$ - \$ - \$ - \$ - \$ - \$ 256,663
- (4) If Authority is projecting a deficit for any operation at the end of the budget period, the Authority must attach a statement explaining its plan to reduce the deficit.
Including the timeline for elimination of the deficit, if not already detailed in the budget narrative section.

THE PARKING AUTHORITY OF THE CITY OF CAMDEN
2020 PROPOSED BUDGET
PAGE F-8 NET POSITION RECONCILIATION

ACCRUED UNFUNDED PENSION LIABILITY	
ACCRUED UNFUNDED PENSION LIABILITY	\$ 2,975,018.00
DEFERRED INFLOW OF RESOURCES- PENSION LIABILITY	1,524,072.00
DEFERRED OUTFLOW OF RESOURCES- PENSION LIABILITY	<u>(991,590.00)</u>
	<u>\$ 3,507,500.00</u>
ACCRUED UNFUNDED OPEB LIABILITY	
ACCRUED UNFUNDED OPEB LIABILITY	\$ 4,689,489.00
DEFERRED INFLOW OF RESOURCES- PENSION LIABILITY	3,804,695.00
DEFERRED OUTFLOW OF RESOURCES- PENSION LIABILITY	<u>0</u>
	<u>\$ 8,494,184.00</u>

2020 (2020-2021)
THE PARKING
AUTHORITY OF
THE CITY OF
CAMDEN
(Name)

AUTHORITY
CAPITAL
BUDGET/
PROGRAM

**2019 CERTIFICATION OF AUTHORITY CAPITAL
BUDGET/PROGRAM
THE PARKING AUTHORITY OF THE CITY OF CAMDEN
(Name)**

FISCAL YEAR: FROM: JANUARY 1, 2020 TO: DECEMBER 31, 2020

[X] enter X to the left if this paragraph is applicable

It is hereby certified that the Authority Capital Budget/Program annexed hereto is a true copy of the Capital Budget/Program approved, pursuant to N.J.A.C. 5:31-2.2, along with the Annual Budget, by the governing body of the PARKING AUTHORITY OF THE CITY OF CAMDEN, on the 28TH day of October, 2019.

OR

[] enter X to the left if this paragraph is applicable

It is hereby certified that the governing body of the _____ Authority have elected **NOT** to adopt a Capital Budget /Program for the aforesaid fiscal year, pursuant to N.J.A.C. 5:31-2.2 for the following reason(s): _____

Officer's Signature:	<i>X Willie E. Hunter, Sr.</i>		
Name:	WILLIE E. HUNTER, SR.		
Title:	EXECUTIVE DIRECTOR		
Address:	10 DELAWARE AVENUE CAMDEN, NJ 08103		
Phone Number:	856-757-9300 X 122	Fax Number:	856-964-9317
E-mail address	WHUNTER@CAMDENPARKING.NET		

2020 (2020-2021) CAPITAL BUDGET/PROGRAM MESSAGE

THE PARKING AUTHORITY OF THE CITY OF CAMDEN

(Name)

FISCAL YEAR: FROM: JANUARY 1, TO: DECEMBER
2019 31, 2019

1. Has each municipality or county affected by the actions of the authority participated in the development of the capital plan and reviewed or approved the plans or projects included within the Capital Budget/Program (This may include the governing body or certain officials such as planning boards, Construction Code Officials) as to these Projects? YES
2. Has each capital project/project financing been developed from a specific capital improvement plan or report; does it include full lifecycle costs; and is it consistent with appropriate elements of Master Plans or other plans in the jurisdiction(s) served by the authority? YES
3. Has a long-term (5 years or more) infrastructure needs and other capital items (Vehicles, Equipment) needs assessment been prepared? NO
4. If amounts are on Page CB-3 in the column Debt Authorizations. Indicate the primary source of funding the debt service for the Debt Authorizations (Example Rate Increases Funding or Other sources) EXISTING RATE BASE. NO INCREASE IS ANTICIPATED.
5. Please indicate which capital projects/project financings are being undertaken in the Metropolitan or Suburban Planning Areas as defined in the State Development and Redevelopment Plan. N/A
6. Please indicate which capital projects/project financings are being undertaken within the boundary of a State Planning Commission-designated Center and/or Endorsed Plan and if the project was included in the Plan Implementation Agenda for that Center/Endorsed Plan. N/A

Add additional sheets if necessary.

5 Year Capital Improvement Plan

THE PARKING AUTHORITY OF THE CITY OF CAMDEN

For the Period January 1, 2020 to December 31, 2020

Fiscal Year Beginning in

	Estimated Total Cost	Current Budget Year 2020	2021	2022	2023	2024	2025
PARKING							
SEE ATTACHED	\$ 46,750,000	\$ 36,750,000	#####	\$ 2,000,000	\$ 2,000,000	\$ 2,000,000	\$ 2,000,000
Type in Description	-	-					
Type in Description	-	-					
Type in Description	-	-					
Total	46,750,000	36,750,000	#####	2,000,000	2,000,000	2,000,000	2,000,000
Operation #2							
Type in Description	-	-					
Type in Description	-	-					
Type in Description	-	-					
Type in Description	-	-					
Total	-	-	-	-	-	-	-
N/A							
Type in Description	-	-					
Type in Description	-	-					
Type in Description	-	-					
Type in Description	-	-					
Total	-	-	-	-	-	-	-
N/A							
Type in Description	-	-					
Type in Description	-	-					
Type in Description	-	-					
Type in Description	-	-					
Total	-	-	-	-	-	-	-
N/A							
Type in Description	-	-					
Type in Description	-	-					
Type in Description	-	-					
Type in Description	-	-					
Total	-	-	-	-	-	-	-
N/A							
Type in Description	-	-					
Type in Description	-	-					
Type in Description	-	-					
Type in Description	-	-					
Total	-	-	-	-	-	-	-
TOTAL	\$ 46,750,000	\$ 36,750,000	#####	\$ 2,000,000	\$ 2,000,000	\$ 2,000,000	\$ 2,000,000

Project descriptions entered on Page CB-3 will carry forward to Pages CB-4 and CB-5. No need to re-enter project descriptions above.

5 Year Capital Improvement Plan Funding Sources

THE PARKING AUTHORITY OF THE CITY OF CAMDEN

For the Period January 1, 2020 to December 31, 2020

	Estimated Total Cost	Funding Sources			
		Unrestricted Net Position Utilized	Renewal & Replacement Reserve	Debt Authorization	Capital Grants Other Sources
PARKING					
SEE ATTACHED	\$ 36,750,000	\$ 3,750,000		\$ 20,000,000	\$ 3,000,000 \$ 10,000,000
Type in Description	-				
Type in Description	-				
Type in Description	-				
Total	36,750,000	3,750,000	-	20,000,000	3,000,000 10,000,000
Operation #2					
Type in Description	-				
Type in Description	-				
Type in Description	-				
Type in Description	-				
Total	-	-	-	-	-
N/A					
Type in Description	-				
Type in Description	-				
Type in Description	-				
Type in Description	-				
Total	-	-	-	-	-
N/A					
Type in Description	-				
Type in Description	-				
Type in Description	-				
Type in Description	-				
Total	-	-	-	-	-
N/A					
Type in Description	-				
Type in Description	-				
Type in Description	-				
Type in Description	-				
Total	-	-	-	-	-
N/A					
Type in Description	-				
Type in Description	-				
Type in Description	-				
Type in Description	-				
Total	-	-	-	-	-
TOTAL	\$ 36,750,000	\$ 3,750,000	\$ -	\$ 20,000,000	\$ 3,000,000 \$ 10,000,000
Total 5 Year Plan per CB-4	\$ 46,750,000				
Balance check		(10,000,000) <i>If amount is other than zero, verify that projects listed above match projects listed on CB-4.</i>			

Project descriptions entered on Page CB-3 will carry forward to Pages CB-4 and CB-5. No need to re-enter project descriptions above.

THE PARKING AUTHORITY OF THE CITY OF CAMDEN
 PROPOSED CAPITAL BUDGET
 12/31/2020

	ESTIMATED TOTAL COST	UNRESTRICTED NET POSITION UTILIZED	RENEWAL & REPLACEMENT RESERVE	DEBT AUTHORIZATION	CAPITAL GRANTS	OTHER SOURCES
PARKING						
OFFICE FURNITURE & FIXTURES	\$ 50,000.00	\$ 50,000.00	\$ -	\$ -	\$ -	\$ -
VEHICLES	250,000.00	250,000.00	-	-	-	-
LOT IMPROVEMENTS	600,000.00	600,000.00	-	-	-	-
ELEVATOR UPGRADES	450,000.00	450,000.00	-	-	-	-
SURVEILLANCE EQUIPMENT	250,000.00	250,000.00	-	-	-	-
METER HOUSINGS	750,000.00	750,000.00	-	-	-	-
REVENUE CONTROL EQUIPMENT	250,000.00	250,000.00	-	-	-	-
MAINTENANCE EQUIPMENT	150,000.00	150,000.00	-	-	-	-
PARKING LOTS	4,000,000.00	1,000,000.00	-	3,000,000.00	-	-
PARKING GARAGE	30,000,000.00	-	-	17,000,000.00	3,000,000.00	10,000,000.00
	<u>\$ 36,750,000.00</u>	<u>\$ 3,750,000.00</u>		<u>\$ 20,000,000.00</u>	<u>\$ 3,000,000.00</u>	<u>\$ 10,000,000.00</u>

Proposed Capital Budget

THE PARKING AUTHORITY OF THE CITY OF CAMDEN
For the Period January 1, 2020 to December 31, 2020

	Estimated Total Cost	Funding Sources				
		Unrestricted Net Position Utilized	Renewal & Replacement Reserve	Debt Authorization	Capital Grants	Other Sources
PARKING						
SEE ATTACHED	\$ 36,750,000	\$ 3,750,000		\$ 20,000,000	\$ 3,000,000	\$ 10,000,000
Type in Description	-					
Type in Description	-					
Type in Description	-					
Total	36,750,000	3,750,000	-	20,000,000	3,000,000	10,000,000
Operation #2						
Type in Description	-					
Type in Description	-					
Type in Description	-					
Type in Description	-					
Total	-					
N/A						
Type in Description	-					
Type in Description	-					
Type in Description	-					
Type in Description	-					
Total	-					
N/A						
Type in Description	-					
Type in Description	-					
Type in Description	-					
Type in Description	-					
Total	-					
N/A						
Type in Description	-					
Type in Description	-					
Type in Description	-					
Type in Description	-					
Total	-					
N/A						
Type in Description	-					
Type in Description	-					
Type in Description	-					
Type in Description	-					
Total	-					
TOTAL PROPOSED CAPITAL BUDGET	\$ 36,750,000	\$ 3,750,000	\$ -	\$ 20,000,000	\$ 3,000,000	\$ 10,000,000

Enter brief description of up to four projects for each operation above. For operations with more than four budgeted projects, please attach additional schedules. Input total amount of all projects for the operation on single line and enter "See Attached Schedule" instead of project description.