

APPROVED COPY

State Filing Year **2017**

Note: This Budget document is for Fiscal Years Beginning Jan. 1, 2017 to Dec. 31, 2017

Start Year

End Year

2017

2017

Fiscal Year

Authority Budget of:

DEC 5 2016

The Parking Authority of the City of Camden

For the Period:

January 1, 2017


to

December 31, 2017

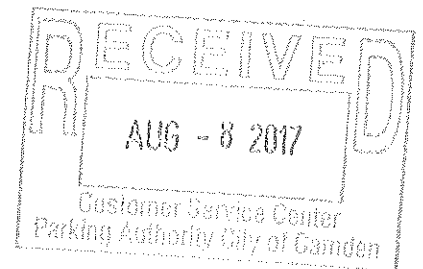
www.camdenparking.net

Authority Web Address

Department Of



**Community
Affairs**



Division of Local Government Services

2017 AUTHORITY BUDGET

Certification Section

2017

The Parking Authority of the City of Camden

AUTHORITY BUDGET

FISCAL YEAR: FROM January 1, 2017 TO December 31, 2017

For Division Use Only

CERTIFICATION OF APPROVED BUDGET

It is hereby certified that the approved Budget made a part hereof complies with the requirements of law and the rules and regulations of the Local Finance Board, and approval is given pursuant to N.J.S.A. 40A:5A-11.

State of New Jersey
Department of Community Affairs
Director of the Division of Local Government Services

By: Paul D. Gwert CPA, RMA Date: 8/2/2017

CERTIFICATION OF ADOPTED BUDGET

It is hereby certified that the adopted Budget made a part hereof has been compared with the approved Budget previously certified by the Division, and any amendments made thereto. This adopted Budget is certified with respect to such amendments and comparisons only.

State of New Jersey
Department of Community Affairs
Director of the Division of Local Government Services

By: _____ Date: _____

2017 PREPARER'S CERTIFICATION


The Parking Authority of the City of Camden

AUTHORITY BUDGET

FISCAL YEAR: FROM: January 1, 2017 TO: Dec. 31, 2017

It is hereby certified that the Authority Budget, including both the Annual Budget and the Capital Budget/Program annexed hereto, represents the members of the governing body's resolve with respect to statute in that: all estimates of revenue are reasonable, accurate and correctly stated; all items of appropriation are properly set forth; and in itemization, form and content, the budget will permit the exercise of the comptroller function within the Authority.

It is further certified that all proposed budgeted amounts and totals are correct. Also, I hereby provide reasonable assurance that all assertions contained herein are accurate and all required schedules are completed and attached.

Preparer's Signature:			
Name:	Edward P. McMaster, CPA		
Title:	Accountant		
Address:	10 Delaware Avenue Camden, NJ 08103		
Phone Number:	856-757-9300	Fax Number:	856-964-9317
E-mail address	emcmaster@camdenparking.net		

2017 APPROVAL CERTIFICATION

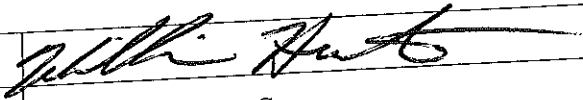
The Parking Authority of the City of Camden

AUTHORITY BUDGET

FISCAL YEAR: FROM: January 1, 2017 TO: Dec. 31, 2017

It is hereby certified that the Authority Budget, including all schedules appended hereto, are a true copy of the Annual Budget and Capital Budget/Program approved by resolution by the governing body of the City of Camden Parking Authority, at an open public meeting held pursuant to N.J.A.C. 5:31-2.3, on the day of 28th of November, 2016.

It is further certified that the recorded vote appearing in the resolution represents not less than a majority of the full membership of the governing body thereof.

Officer's Signature:			
Name:	Willie E. Hunter, Sr.		
Title:	Executive Director		
Address:	10 Delaware Avenue Camden, NJ 08103		
Phone Number:	856-757-9300	Fax Number:	856-964-9317
E-mail address	whunter@camdenparking.net		

INTERNET WEBSITE CERTIFICATION

Authority's Web Address:

www.camdenparking.net

All authorities shall maintain either an Internet website or a webpage on the municipality's or county's Internet website. The purpose of the website or webpage shall be to provide increased public access to the authority's operations and activities. N.J.S.A. 40A:5A-17.1 requires the following items to be included on the Authority's website at a minimum for public disclosure. Check the boxes below to certify the Authority's compliance with N.J.S.A. 40A:5A-17.1.

- ☒ A description of the Authority's mission and responsibilities
- ☒ Commencing with 2013, the budgets for the current fiscal year and immediately preceding two prior years
- ☒ The most recent Comprehensive Annual Financial Report (Unaudited) or similar financial information
- ☒ Commencing with 2012, the annual audits of the most recent fiscal year and immediately two prior years
- ☒ The Authority's rules, regulations and official policy statements deemed relevant by the governing body of the authority to the interests of the residents within the authority's service area or jurisdiction
- ☒ Notice posted pursuant to the "Open Public Meetings Act" for each meeting of the Authority, setting forth the time, date, location and agenda of each meeting
- ☒ Beginning January 1, 2013, the approved minutes of each meeting of the Authority including all resolutions of the board and their committees; for at least three consecutive fiscal years
- ☒ The name, mailing address, electronic mail address and phone number of every person who exercises day-to-day supervision or management over some or all of the operations of the Authority
- ☒ A list of attorneys, advisors, consultants and any other person, firm, business, partnership, corporation or other organization which received any remuneration of \$17,500 or more during the preceding fiscal year for any service whatsoever rendered to the Authority.

It is hereby certified by the below authorized representative of the Authority that the Authority's website or webpage as identified above complies with the minimum statutory requirements of N.J.S.A. 40A:5A-17.1 as listed above. A check in each of the above boxes signifies compliance.


Name of Officer Certifying compliance

Willie E. Hunter

Title of Officer Certifying compliance

Executive Director

Signature



2017 AUTHORITY BUDGET RESOLUTION

The Parking Authority of the City of Camden

FISCAL YEAR: FROM: January 1, 2017 TO: Dec. 31, 2017

WHEREAS, the Annual Budget and Capital Budget for the Camden Parking Authority for the fiscal year beginning, January 1, 2017 and ending, December 31, 2017 has been presented before the governing body of the Camden Parking Authority at its open public meeting of November 28, 2016; and

WHEREAS, the Annual Budget as introduced reflects Total Revenues of \$ 4,169,300 Total Appropriations, including any Accumulated Deficit if any, of \$ 4,272,740 and Total Unrestricted Net Position utilized of \$180,000; and

WHEREAS, the Capital Budget as introduced reflects Total Capital Appropriations of \$39,115,000 and Total Unrestricted Net Position planned to be utilized as funding thereof, of \$1,295,000; and

WHEREAS, the schedule of rates, fees and other charges in effect will produce sufficient revenues, together with all other anticipated revenues to satisfy all obligations to the holders of bonds of the Authority, to meet operating expenses, capital outlays, debt service requirements, and to provide for such reserves, all as may be required by law, regulation or terms of contracts and agreements; and

WHEREAS, the Capital Budget/Program, pursuant to N.J.A.C. 5:31-2, does not confer any authorization to raise or expend funds; rather it is a document to be used as part of the said Authority's planning and management objectives. Specific authorization to expend funds for the purposes described in this section of the budget, must be granted elsewhere; by bond resolution, by a project financing agreement, by resolution appropriating funds from the Renewal and Replacement Reserve or other means provided by law.

NOW, THEREFORE BE IT RESOLVED, by the governing body of the Camden Parking Authority, at an open public meeting held on November 28, 2016 that the Annual Budget, including all related schedules, and the Capital Budget/Program of the Camden Parking Authority for the fiscal year beginning, January 1, 2017 and ending, December 31, 2017 is hereby approved; and

BE IT FURTHER RESOLVED, that the anticipated revenues as reflected in the Annual Budget are of sufficient amount to meet all proposed expenditures/expenses and all covenants, terms and provisions as stipulated in the said Authority's outstanding debt obligations, capital lease arrangements, service contracts, and other pledged agreements; and

BE IT FURTHER RESOLVED, that the governing body of the Camden Parking Authority will consider the Annual Budget and Capital Budget/Program for adoption on December 19, 2016.

Ethel Kemp
(Secretary's Signature)

11-29-16
(Date)

Governing Body Member:	Recorded Vote Aye	Nay	Abstain	Absent
Jose Martinez, Jr. Chairman	Aye			
Barry Moore Vice Chairman				Absent
Angel L. Alamo Commissioner	Aye			
Shaneka M. Boucher Commissioner	Aye			
Mary Espinal Commissioner				Absent

2017 ADOPTION CERTIFICATION

The Parking Authority of the City of Camden

AUTHORITY BUDGET

FISCAL YEAR: FROM: January 1, 2017 TO: Dec. 31, 2017

It is hereby certified that the Authority Budget and Capital Budget/Program annexed hereto is a true copy of the Budget adopted by the governing body of the Camden Parking Authority, pursuant to N.J.A.C. 5:31-2.3, on the 19th day of, December, 2016.

Officer's Signature:			
Name:	Willie E. Hunter		
Title:	Executive Director		
Address:	10 Delaware Avenue Camden, NJ 08103		
Phone Number:	856-757-9300	Fax Number:	856-964-9317
E-mail address	<u>whunter@camdenparking.net</u>		

2017 ADOPTED BUDGET RESOLUTION

The Parking Authority of the City of Camden (Name) AUTHORITY

FISCAL YEAR: FROM: January 1, 2017 TO: Dec. 31, 2017

WHEREAS, the Annual Budget and Capital Budget/Program for the Camden Parking Authority for the fiscal year beginning January 1, 2017 and ending, December 31, 2017 has been presented for adoption before the governing body of the Camden Parking Authority at its open public meeting of November 28, 2016; and

WHEREAS, the Annual Budget and Capital Budget as presented for adoption reflects each item of revenue and appropriation in the same amount and title as set forth in the introduced and approved budget, including all amendments thereto, if any, which have been approved by the Director of the Division of Local Government Services; and

WHEREAS, the Annual Budget as presented for adoption reflects Total Revenues of \$ 4,169,300.00, Total Appropriations, including any Accumulated Deficit, if any, of \$4,272,740.00 and Total Unrestricted Net Position utilized of \$180,000.00; and

WHEREAS, the Capital Budget as presented for adoption reflects Total Capital Appropriations of \$39,115,000.00 and Total Unrestricted Net Position planned to be utilized of \$1,115,000.00; and

NOW, THEREFORE BE IT RESOLVED, by the governing body of Camden Parking Authority, at an open public meeting held on December 19, 2016 that the Annual Budget and Capital Budget/Program of the Camden Parking Authority for the fiscal year beginning, January 1, 2017 and, ending, December 31, 2017 is hereby adopted and shall constitute appropriations for the purposes stated; and

BE IT FURTHER RESOLVED, that the Annual Budget and Capital Budget/Program as presented for adoption reflects each item of revenue and appropriation in the same amount and title as set forth in the introduced and approved budget, including all amendments thereto, if any, which have been approved by the Director of the Division of Local Government Services.

(Secretary's Signature)

(Date)

Governing Body
Member:

Recorded Vote
Aye Nay

Abstain

Absent

Jose Martinez, Jr.
Chairman
Barry Moore
Vice Chairman
Angel L. Alamo
Commissioner
Shaneka M. Boucher
Commissioner
Mary Espinal
Commissioner

2017 AUTHORITY BUDGET

Narrative and Information Section

The Parking Authority of the City of Camden (PACC) has not increased the daily parking fee at either the Hinson Waterfront Garage, Lot 45, the Walter Rand Transportation Center and Lot 51. The daily fee will remain the same at all lots for 2017. Monthly parking fees will increase slightly to reflect the increased cost of maintenance and also the reduction in the overall number of monthly parking spaces available. With the anticipated loss of several large lots to Waterfront development, parking space is at a premium in both the downtown area of the City of Camden and in the Waterfront area of the City of Camden.

For 2017 PACC plans to purchase a number of new parking meters. These new meters will be equipped with the ability to use credit cards as well as coins and the cell phone system already in place. They will be able to produce reports via wireless technology that will improve the efficiency of collections and maintenance and will also present a more modern look to the existing meter bases.

State of New Jersey health and pension benefits continue to increase in 2017. The health benefits will show a modest increase along with other fringe benefits but the pension annual cost is also expected to increase. Negotiations with the Union representing the bulk of the employees for the PACC have not been finalized for 2016 and beyond but there is an expected increase in direct labor costs of approximately 2% not currently

The Camden Waterfront continues to thrive due to the New Jersey Aquarium, the Children's Garden, the Battleship New Jersey and the BB&T (Formerly Susquehanna) Center. Significant new development in the Waterfront area will cause a temporary problem with available parking. The PACC hopes to start construction of a parking garage in the Waterfront area in 2017 that will partially alleviate some of the parking problems brought on by the construction/development of existing surface parking lots in the Waterfront area.

Significant construction containing commercial, residential and office space is anticipated in the Camden Waterfront area over the next few years. Parking and the PACC will continue to be a vital requirement and part of this development.

The PACC will use a portion of Unrestricted Net Position to make a contribution to the City of Camden. An additional amount will be used to upgrade the existing parking garage, purchase new parking meters, improve existing parking lot infrastructure and put improvements on new parking lots to bring them to current City of Camden and PACC standards. These improvements will include resurfacing of lots, lighting and fencing of lots as well as continued use of automated equipment to enhance the efficiency of the PACC.

The PACC has no Accumulated Deficit in the proposed 2017 Budget.

2017 AUTHORITY BUDGET MESSAGE & ANALYSIS

The Parking Authority of the City of Camden

AUTHORITY BUDGET

FISCAL YEAR: FROM: January 1, 2017 TO: Dec. 31, 2017

Answer all questions below. Attach additional pages and schedules as needed.

1. Complete a brief statement on the 2017 proposed Annual Budget and make comparison to the 2016 adopted budget for each operation. Explain any variances over +/-10% (As shown on budget page F-4 explain the reason for changes for each appropriation changing more than 10%) for each line item by operation. Explanations of variances should include a description of the reason for the increase/decrease in the budgeted line item, not just an indication of the amount and percent of the change. Attach any supporting documentation that will help to explain the reason for the increase/decrease in the budgeted line item. For example, if anticipated service charges have increased 15% due to an increase in rates, provide a copy of the resolution authorizing the rate increase.
2. Complete a brief statement on the impact the proposed Annual Budget will have on Anticipated Revenues, especially service charges and on the general purpose/component unit financial statements. Explain significant increases or decreases, if any. An increase or decrease is considered significant if it is over +/-10% (As shown on budget page F-2 explain reason for change for each revenue changing more than 10%) from the current year adopted budget.
3. Describe the state of the local/regional economy and how it may impact the proposed Annual Budget, including the planned Capital Budget/Program.
4. Describe the reasons for utilizing Unrestricted Net Position in the proposed Annual Budget, i.e. rate stabilization, debt service reduction, to balance the budget, etc. If the Authority's budget anticipates a use of Unrestricted Net Position, this question must be answered.
5. Identify any sources of funds transferred to the County/Municipality as a budget subsidy or a shared service and explain the reason for the transfer (i.e.: to balance the County/Municipality budget, etc.).
6. The proposed budget must not reflect an anticipated deficit from 2017 operations. If there exists an accumulated deficit from prior years' budgets (and funding is included in the proposed budget as a result of a prior deficit) explain the funding plan to eliminate said deficit (N.J.S.A. 40A:5A-12). If the Authority has a net deficit reported in its most recent audit, it must provide a deficit reduction plan in response to this question. (Prepare a response to deficits caused by the implementation of GASB 68)
7. Attach a schedule of the Authority's existing rate structure (connection fees, parking fees, service charges, etc.) if it has been changed since the prior year budget submission and a schedule of the proposed rate structure for the upcoming fiscal year. Explain any proposed changes in the rate structure and attach the resolution approving the change in the rate structure, if applicable.

AUTHORITY CONTACT INFORMATION

2017

Please complete the following information regarding this Authority. All information requested below must be completed.

Name of Authority:	The Parking Authority of the City of Camden		
Federal ID Number:	22-2278626		
Address:	10 Delaware Avenue		
City, State, Zip:	Camden	NJ	08103
Phone: (ext.)	856-757-9300	Fax:	856-964-9317

Preparer's Name:	Edward P. McMaster, CPA		
Preparer's Address:	10 Delaware Avenue		
City, State, Zip:	Camden	NJ	08103
Phone: (ext.)	856-757-9300-129	Fax:	856-964-9317
E-mail:	emcmaster@camdenparking.net		

Chief Executive Officer:	Willie E. Hunter		
Phone: (ext.)	856-757-9300-122	Fax:	856-964-9317
E-mail:	whunter@camdenparking.net		

Chief Financial Officer:	Vacant		
Phone: (ext.)		Fax:	
E-mail:			

Name of Auditor:	Brent Lee		
Name of Firm:	Brent W. Lee & Associates		
Address:	3008 New Albany Road		
City, State, Zip:	Cinnaminson	NJ	08077
Phone: (ext.)	609-456-8804	Fax:	
E-mail:	Brentlee1963@yahoo.com		

AUTHORITY INFORMATIONAL QUESTIONNAIRE

The Parking Authority of the City of Camden

FISCAL YEAR: FROM: January 1, 2017 TO: Dec. 31, 2017

Answer all questions below completely and attach additional information as required.

- 1) Provide the number of individuals employed in calendar year 2015 as reported on the Authority's Form W-3, Transmittal of Wage and Tax Statements: 63
- 2) Provide the amount of total salaries and wages for calendar year 2015 as reported on the Authority's Form W-3, Transmittal of Wage and Tax Statements: 63
- 3) Provide the number of regular voting members of the governing body: 5
- 4) Provide the number of alternate voting members of the governing body: N/A
- 5) Did any person listed on Page N-4 have a family or business relationship with any other person listed on Page N-4 during the current fiscal year? NO If "yes," attach a description of the relationship including the names of the individuals involved and their positions at the Authority.
- 6) Did all individuals that were required to file a Financial Disclosure Statement for the current fiscal year because of their relationship with the Authority file the form as required? (Checked to see if individuals actually filed at http://fds.state.nj.us/njdca_prod/fdssearch.aspx before answering) YES If "no," provide a list of those individuals who failed to file a Financial Disclosure Statement and an explanation as to the reason for their failure to file.
- 7) Does the Authority have any amounts receivable from current or former commissioners, officers, key employees or highest compensated employees? NO If "yes," attach a list of those individuals, their position, the amount receivable, and a description of the amount due to the Authority.
- 8) Was the Authority a party to a business transaction with one of the following parties:
 - a. A current or former commissioner, officer, key employee, or highest compensated employee? NO
 - b. A family member of a current or former commissioner, officer, key employee, or highest compensated employee? NO
 - c. An entity of which a current or former commissioner, officer, key employee, or highest compensated employee (or family member thereof) was an officer or direct or indirect owner? NOIf the answer to any of the above is "yes," attach a description of the transaction including the name of the commissioner, officer, key employee, or highest compensated employee (or family member thereof) of the Authority; the name of the entity and relationship to the individual or family member; the amount paid; and whether the transaction was subject to a competitive bid process.
- 9) Did the Authority during the most recent fiscal year pay premiums, directly or indirectly, on a personal benefit contract? A personal benefit contract is generally any life insurance, annuity, or endowment contract that benefits, directly or indirectly, the transferor, a member of the transferor's family, or any other person designated by the transferor. NO If "yes," attach a description of the arrangement, the premiums paid, and indicate the beneficiary of the contract.
- 10) Explain the Authority's process for determining compensation for all persons listed on Page N-4. Include whether the Authority's process includes any of the following: 1) review and approval by the commissioners or a committee thereof; 2) study or survey of compensation data for comparable positions in similarly sized entities; 3) annual or periodic performance evaluation; 4) independent compensation consultant; and/or 5) written employment contract. Attach a narrative of your Authority's procedures for all employees.
- 11) Did the Authority pay for meals or catering during the current fiscal year? NO If "yes," attach a detailed list of all meals and/or catering invoices for the current fiscal year and provide an explanation for each expenditure listed.

- 12) Did the Authority pay for travel expenses for any employee or individual listed on Page N-4? YES If "yes," attach a detailed list of all travel expenses for the current fiscal year and provide an explanation for each expenditure listed.
- 13) Did the Authority provide any of the following to or for a person listed on Page N-4 or any other employee of the Authority:
- a. First class or charter travel NO
 - b. Travel for companions NO
 - c. Tax indemnification and gross-up payments NO
 - d. Discretionary spending account NO
 - e. Housing allowance or residence for personal use NO
 - f. Payments for business use of personal residence NO
 - g. Vehicle/auto allowance or vehicle for personal use YES
 - h. Health or social club dues or initiation fees NO
 - i. Personal services (i.e.: maid, chauffeur, chef) NO
- If the answer to any of the above is "yes," attach a description of the transaction including the name and position of the individual and the amount expended.*
- 14) Did the Authority follow a written policy regarding payment or reimbursement for expenses incurred by employees and/or commissioners during the course of Authority business and does that policy require substantiation of expenses through receipts or invoices prior to reimbursement? YES If "no," attach an explanation of the Authority's process for reimbursing employees and commissioners for expenses. (If your authority does not allow for reimbursements indicate that in answer)
- 15) Did the Authority make any payments to current or former commissioners or employees for severance or termination? NO If "yes," attach explanation including amount paid.
- 16) Did the Authority make any payments to current or former commissioners or employees that were contingent upon the performance of the Authority or that were considered discretionary bonuses? NO If "yes," attach explanation including amount paid.
- 17) Did the Authority comply with its Continuing Disclosure Agreements for all debt issuances outstanding by submitting its audited annual financial statements, annual operating data, and notice of material events to the Municipal Securities Rulemaking Board's Electronic Municipal Marketplace Access (EMMA) as required? YES If "no," attach a description of the Authority's plan to ensure compliance with its Continuing Disclosure Agreements in the future.
- 18) Did the Authority receive any notices from the Department of Environmental Protection or any other entity regarding maintenance or repairs required to the Authority's systems to bring them into compliance with current regulations and standards that it has not yet taken action to remediate? NO If "yes," attach explanation as to why the Authority has not yet undertaken the required maintenance or repairs and describe the Authority's plan to address the conditions identified.
- 19) Did the Authority receive any notices of fines or assessments from the Department of Environmental Protection or any other entity due to noncompliance with current regulations (i.e.: sewer overflow, etc.)? NO If "yes," attach a description of the event or condition that resulted in the fine or assessment and indicate the amount of the fine or assessment.

AUTHORITY SCHEDULE OF COMMISSIONERS, OFFICERS, KEY EMPLOYEES,
HIGHEST COMPENSATED EMPLOYEES AND INDEPENDENT CONTRACTORS

The Parking Authority of the City of Camden

FISCAL YEAR: FROM: January 1, 2017 TO: Dec. 31, 2017

Complete the attached table for all persons required to be listed per #1-4 below.

- 1) List all of the Authority's current commissioners and officers and amount of compensation from the Authority and any other public entities as defined below. Enter zero if no compensation was paid.
- 2) List all of the Authority's key employees and highest compensated employees other than a commissioner or officer as defined below and amount of compensation from the Authority and any other public entities.
- 3) List all of the Authority's former officers, key employees and highest compensated employees who received more than \$100,000 in reportable compensation from the Authority and any other public entities during the most recent fiscal year completed.
- 4) List all of the Authority's former commissioners who received more than \$10,000 in reportable compensation from the Authority and any other public entities during the most recent fiscal year completed.

Commissioner: A member of the governing body of the authority with voting rights. Include alternates for purposes of this schedule.

Officer: A person elected or appointed to manage the authority's daily operations at any time during the year, such as the chairperson, vice-chairperson, secretary, or treasurer. For the purposes of this schedule, treat the authority's top management official and top financial official as officers. A member of the governing body may be both a commissioner and an officer for the purposes of this schedule.

Key employee: An employee or independent contractor of the authority (other than a commissioner or officer) who meets both of the following criteria:

- a) The individual received reportable compensation from the authority and other public entities in excess of \$150,000 for the most recent fiscal year completed; and
- b) The individual has responsibilities or influence over the authority as a whole or has power to control or determine 10% or more of the authority's capital expenditures or operating budget.

Highest compensated employee: One of the five highest compensated employees or independent contractors of the authority other than current commissioners, officers, or key employees whose aggregate reportable compensation from the authority and other public entities is greater than \$100,000 for the most recent fiscal year completed.

Compensation: All forms of cash and non-cash payments or benefits provided in exchange for services, including salaries and wages, bonuses, severance payments, deferred payments, retirement benefits, fringe benefits, and other financial arrangements or transactions such as personal vehicles, meals, housing, personal and family education benefits, below-market loans, payment of personal or family travel, entertainment, and personal use of the Authority's property. Compensation includes payments and other benefits provided to both employees and independent contractors in exchange for services.

Reportable compensation: The aggregate compensation that is reported (or is required to be reported) on Form W-2, box 1 or 5, whichever amount is greater, and/or Form 1099-MISC, box 7, for the most recent calendar year ended 60 days before the start of the proposed budget year. For example, for fiscal years ending December 31, 2017, the calendar year 2015 W-2 and 1099 should be used (60 days prior to start of budget year is November 1, 2016, with 2014 being the most recent calendar year ended), and for fiscal years ending June 30, 2018, the calendar year 2016 W-2 and 1099 should be used (60 days prior to start of budget year is May 1, 2017, with 2016 being the most recent calendar year ended).

Other Public Entity: Any municipality, county, local authority, fire district, or other government unit, regardless of whether it is related in any way to the Authority either by function or by physical location.

2017 AUTHORITY BUDGET

Financial Schedules Section

SUMMARY

The Parking Authority of the City of Camden
For the Period January 1, 2017 to December 31, 2017

	FY 2017 Proposed Budget						FY 2016 Adopted Budget	Total All Operations	All Operations	All Operations	% Increase (Decrease) Proposed vs. Adopted	% Increase (Decrease) Proposed vs. Adopted
	Parking	N/A	N/A	N/A	N/A	N/A						
REVENUES												
Total Operating Revenues	\$ 4,114,400	\$ -	\$ -	\$ -	\$ -	\$ -	\$ 4,887,260	\$ 4,114,400	\$ (772,860)	\$ (772,860)	-15.8%	-15.8%
Total Non-Operating Revenues	54,900	-	-	-	-	-	56,632	54,900	(1,732)	(1,732)	-3.1%	-3.1%
Total Anticipated Revenues	4,169,300	-	-	-	-	-	4,943,892	4,169,300	(774,592)	(774,592)	-15.7%	-15.7%
APPROPRIATIONS												
Total Administration	1,847,460	-	-	-	-	-	1,685,030	1,847,460	162,430	162,430	9.6%	9.6%
Total Cost of Providing Services	2,101,280	-	-	-	-	-	2,645,460	2,101,280	(544,180)	(544,180)	-20.6%	-20.6%
Total Principal Payments on Debt Service in Lieu of Depreciation	120,000	-	-	-	-	-	120,000	120,000	-	-	0.0%	0.0%
Total Operating Appropriations	4,068,740	-	-	-	-	-	4,450,490	4,068,740	(381,750)	(381,750)	-8.6%	-8.6%
Total Interest Payments on Debt	24,000	-	-	-	-	-	-	24,000	24,000	24,000	#DIV/0!	#DIV/0!
Total Other Non-Operating Appropriations	180,000	-	-	-	-	-	216,525	180,000	(36,525)	(36,525)	-16.9%	-16.9%
Total Non-Operating Appropriations	204,000	-	-	-	-	-	216,525	204,000	(12,525)	(12,525)	-5.8%	-5.8%
Accumulated Deficit	-	-	-	-	-	-	-	-	-	-	#DIV/0!	#DIV/0!
Total Appropriations and Accumulated Deficit	4,272,740	-	-	-	-	-	4,667,015	4,272,740	(394,275)	(394,275)	-8.4%	-8.4%
Less: Total Unrestricted Net Position Utilized	180,000	-	-	-	-	-	216,525	180,000	(36,525)	(36,525)	-16.9%	-16.9%
Net Total Appropriations	4,092,740	-	-	-	-	-	4,450,490	4,092,740	(357,750)	(357,750)	-8.0%	-8.0%
ANTICIPATED SURPLUS (DEFICIT)	\$ 76,560	\$ -	\$ -	\$ -	\$ -	\$ -	\$ 493,402	\$ 76,560	\$ (416,842)	\$ (416,842)	-84.5%	-84.5%

Revenue Schedule

The Parking Authority of the City of Camden
For the Period January 1, 2017 to December 31, 2017

FY 2017 Proposed Budget

	Parking	N/A	N/A	N/A	N/A	N/A	Total All Operations	FY 2016 Adopted Budget	Total All Operations	All Operations	All Operations	% increase (Decrease) Proposed vs. Adopted	% increase (Decrease) Proposed vs. Adopted
OPERATING REVENUES													
<i>Service Charges</i>													
Residential													#DIV/0!
Business/Commercial													#DIV/0!
Industrial													#DIV/0!
Intergovernmental													#DIV/0!
Other													#DIV/0!
Total Service Charges													#DIV/0!
<i>Connection Fees</i>													#DIV/0!
Residential													#DIV/0!
Business/Commercial													#DIV/0!
Industrial													#DIV/0!
Intergovernmental													#DIV/0!
Other													#DIV/0!
Total Connection Fees													#DIV/0!
<i>Parking Fees</i>													
Meters	939000						939,000	990,260		(51,260)			-5.2%
Permits	1758000						1,758,000	1,583,958		174,042			11.0%
Fines/Penalties	144000						144,000	160,310		(16,310)			-10.2%
Other	1273400						1,273,400	2,152,732		(879,332)			-40.8%
Total Parking Fees	4,114,400						4,114,400	4,887,260		(772,860)			-15.8%
<i>Other Operating Revenues (List)</i>													
Type In (Grant, Other Rev)													#DIV/0!
Type In (Grant, Other Rev)													#DIV/0!
Type In (Grant, Other Rev)													#DIV/0!
Type In (Grant, Other Rev)													#DIV/0!
Type In (Grant, Other Rev)													#DIV/0!
Type In (Grant, Other Rev)													#DIV/0!
Type In (Grant, Other Rev)													#DIV/0!
Type In (Grant, Other Rev)													#DIV/0!
Type In (Grant, Other Rev)													#DIV/0!
Type In (Grant, Other Rev)													#DIV/0!
Type In (Grant, Other Rev)													#DIV/0!
Total Other Revenue							4,114,400	4,887,260		(772,860)			-15.8%
Total Operating Revenues	4,114,400												
NON-OPERATING REVENUES													
<i>Other Non-Operating Revenues (List)</i>													
Miscellaneous Revenue	32,100						32,100	46,781		(14,681)			-31.4%
Sign Rental	13,200						13,200			13,200			#DIV/0!
Type In													#DIV/0!
Type In													#DIV/0!
Type In													#DIV/0!
Type In													#DIV/0!
Total Other Non-Operating Revenue	45,300						45,300	46,781		(1,481)			-3.2%
<i>Interest on Investments & Deposits (List)</i>													
Interest Earned	9,600						9,600	9,851		(251)			-2.5%
Penalties													#DIV/0!
Other							9,600	9,851		(251)			-2.5%
Total Interest	9,600						54,900	56,632		(1,732)			-3.1%
Total Non-Operating Revenues	54,900						\$ 4,169,300	\$ 4,943,892		\$ (774,592)			-15.7%
TOTAL ANTICIPATED REVENUES	\$ 4,169,300	\$ -	\$ -	\$ -	\$ -	\$ -	\$ -	\$ -	\$ -	\$ -	\$ -	\$ -	\$ -

Prior Year Adopted Revenue Schedule

The Parking Authority of the City of Camden

FY 2016 Adopted Budget						
	Parking	N/A	N/A	N/A	N/A	Total All Operations
OPERATING REVENUES						
<i>Service Charges</i>						\$ -
Residential						-
Business/Commercial						-
Industrial						-
Intergovernmental						-
Other						-
Total Service Charges	-	-	-	-	-	-
<i>Connection Fees</i>						-
Residential						-
Business/Commercial						-
Industrial						-
Intergovernmental						-
Other						-
Total Connection Fees	-	-	-	-	-	-
<i>Parking Fees</i>						990,260
Meters	990,260					1,583,958
Permits	1,583,958					160,310
Fines/Penalties	160,310					2,152,732
Other	2,152,732					4,887,260
Total Parking Fees	4,887,260	-	-	-	-	-
<i>Other Operating Revenues (List)</i>						-
Type in (Grant, Other Rev)						-
Type in (Grant, Other Rev)						-
Type in (Grant, Other Rev)						-
Type in (Grant, Other Rev)						-
Type in (Grant, Other Rev)						-
Type in (Grant, Other Rev)						-
Type in (Grant, Other Rev)						-
Type in (Grant, Other Rev)						-
Type in (Grant, Other Rev)						-
Type in (Grant, Other Rev)						-
Type in (Grant, Other Rev)						-
Total Other Revenue	-	-	-	-	-	4,887,260
Total Operating Revenues	4,887,260	-	-	-	-	-
NON-OPERATING REVENUES						
<i>Other Non-Operating Revenues (List)</i>						46,781
Non-Operating Revenues	46,781					-
Type in						-
Type in						-
Type in						-
Type in						-
Type in						-
Total Other Non-Operating Revenues	46,781	-	-	-	-	46,781
<i>Interest on Investments & Deposits</i>						9,851
Interest Earned	9,851					-
Penalties						-
Other						9,851
Total Interest	9,851	-	-	-	-	56,632
Total Non-Operating Revenues	56,632	-	-	-	-	4,943,892
TOTAL ANTICIPATED REVENUES	\$ 4,943,892	\$ -	\$ -	\$ -	\$ -	\$ -

Appropriations Schedule

The Parking Authority of the City of Camden
For the Period January 1, 2017 to December 31, 2017

	FY 2017 Proposed Budget						FY 2016 Adopted Budget	increase (Decrease) Proposed vs. Adopted	increase (Decrease) Proposed vs. Adopted
	Parking	N/A	N/A	N/A	N/A	Total All Operations	Total All Operations	All Operations	All Operations
OPERATING APPROPRIATIONS									
Administration - Personnel						\$ 421,200	\$ 435,781	\$ (14,581)	-3.3%
Salary & Wages	\$ 421,200					425,040	242,917	182,123	75.0%
Fringe Benefits	425,040					846,240	678,698	167,542	24.7%
Total Administration - Personnel	846,240								
Administration - Other (List)						131,220	308,029	(176,809)	-57.4%
Administrative Cost/Support	131,220					151,200	78,242	72,958	93.2%
Utilities	151,200					489,600	420,207	69,393	16.5%
Professional Service	489,600					229,200	199,854	29,346	14.7%
Insurance	229,200								#DIV/0!
Miscellaneous Administration*						1,001,220	1,006,332	(5,112)	-0.5%
Total Administration - Other	1,001,220					1,847,460	1,685,030	162,430	9.6%
Total Administration	1,847,460								
Cost of Providing Services - Personnel						772,800	1,113,739	(340,939)	-30.6%
Salary & Wages	772,800					481,680	773,394	(291,714)	-37.7%
Fringe Benefits	481,680					1,254,480	1,887,133	(632,653)	-33.5%
Total COPS - Personnel	1,254,480								
Cost of Providing Services - Other (List)						846,800	758,327	88,473	11.7%
Other Cost of Providing Service	846,800								#DIV/0!
									#DIV/0!
									#DIV/0!
									#DIV/0!
Miscellaneous COPS*						846,800	758,327	88,473	11.7%
Total COPS - Other	846,800					2,101,280	2,645,460	(544,180)	-20.6%
Total Cost of Providing Services	2,101,280								
Total Principal Payments on Debt Service in Lieu of Depreciation	120,000					120,000	120,000	-	0.0%
	4,068,740					4,068,740	4,450,490	(381,750)	-8.6%
Total Operating Appropriations						24,000		24,000	#DIV/0!
NON-OPERATING APPROPRIATIONS									
Total Interest Payments on Debt	24,000								#DIV/0!
Operations & Maintenance Reserve									#DIV/0!
Renewal & Replacement Reserve						180,000	216,525	(36,525)	-16.9%
Municipality/County Appropriation	180,000								#DIV/0!
Other Reserves						204,000	216,525	(12,525)	-5.8%
Total Non-Operating Appropriations	204,000					4,272,740	4,667,015	(394,275)	-8.4%
TOTAL APPROPRIATIONS	4,272,740								#DIV/0!
ACCUMULATED DEFICIT									
TOTAL APPROPRIATIONS & ACCUMULATED DEFICIT	4,272,740					4,272,740	4,667,015	(394,275)	-8.4%
UNRESTRICTED NET POSITION UTILIZED						180,000	216,525	(36,525)	-16.9%
Municipality/County Appropriation	180,000								#DIV/0!
Other						180,000	216,525	(36,525)	-16.9%
Total Unrestricted Net Position Utilized	180,000					4,092,740	4,450,490	(357,750)	-8.0%
TOTAL NET APPROPRIATIONS	\$ 4,092,740	\$ -	\$ -	\$ -	\$ -	\$ 4,092,740	\$ 4,450,490	\$ (357,750)	-8.0%

* Miscellaneous line items may not exceed 5% of total operating appropriations shown below. If amount in miscellaneous is greater than the amount shown below, then the line item must be itemized above.

5% of Total Operating Appropriations \$ 203,437.00 \$ - \$ - \$ - \$ - \$ - \$ - \$ 203,437.00

Prior Year Adopted Appropriations Schedule

The Parking Authority of the City of Camden

	FY 2016 Adopted Budget						Total All
	Parking	N/A	N/A	N/A	N/A	N/A	Operations
OPERATING APPROPRIATIONS							
Administration - Personnel							\$ 435,781
Salary & Wages	\$ 435,781						242,917
Fringe Benefits	242,917						678,698
Total Administration - Personnel	678,698	-	-	-	-	-	
Administration - Other (List)							308,029
Administration Cost \ Support	308,029						78,242
Utilities	78,242						420,207
Professional Services	420,207						199,854
Insurance	199,854						-
Miscellaneous Administration*							1,006,332
Total Administration - Other	1,006,332	-	-	-	-	-	1,685,030
Total Administration	1,685,030	-	-	-	-	-	
Cost of Providing Services - Personnel							1,113,739
Salary & Wages	1,113,739						773,394
Fringe Benefits	773,394						1,887,133
Total COPS - Personnel	1,887,133	-	-	-	-	-	
Cost of Providing Services - Other (List)							758,327
Other COPS Expense	758,327						-
Type In Description							-
Type In Description							-
Type In Description							-
Miscellaneous COPS*							758,327
Total COPS - Other	758,327	-	-	-	-	-	2,645,460
Total Cost of Providing Services	2,645,460	-	-	-	-	-	
Total Principal Payments on Debt Service in Lieu of Depreciation	120,000	-	-	-	-	-	120,000
Total Operating Appropriations	4,450,490	-	-	-	-	-	4,450,490
NON-OPERATING APPROPRIATIONS							
Total Interest Payments on Debt							-
Operations & Maintenance Reserve							-
Renewal & Replacement Reserve							216,525
Municipality/County Appropriation	216,525						-
Other Reserves							216,525
Total Non-Operating Appropriations	216,525	-	-	-	-	-	4,667,015
TOTAL APPROPRIATIONS	4,667,015	-	-	-	-	-	
ACCUMULATED DEFICIT							4,667,015
TOTAL APPROPRIATIONS & ACCUMULATED DEFICIT	4,667,015	-	-	-	-	-	
UNRESTRICTED NET POSITION UTILIZED							216,525
Municipality/County Appropriation	216,525	-	-	-	-	-	-
Other							216,525
Total Unrestricted Net Position Utilized	216,525	-	-	-	-	-	4,450,490
TOTAL NET APPROPRIATIONS	\$ 4,450,490	\$ -	\$ -	\$ -	\$ -	\$ -	\$ 4,450,490

* Miscellaneous line items may not exceed 5% of total operating appropriations shown below. If amount in miscellaneous is greater than the amount shown below, then the line item must be itemized above.

5% of Total Operating Appropriations \$ 222,524.50 \$ - \$ - \$ - \$ - \$ - \$ - \$ 222,524.50

Debt Service Schedule - Principal

The Parking Authority of the City of Camden

If Authority has no debt X this box

☐

	Fiscal Year Ending in								
	Adopted Budget Year 2016	Proposed Budget Year 2017	2018	2019	2020	2021	2022	Thereafter	Total Principal Outstanding
Parking									
Camden Cty. Redevelopment Agency	\$ 120,000	\$ 120,000	\$ 120,000	\$ 120,000	\$ 120,000		517,945	22,605,249	\$ 480,000
Bond for New Garage-Estimated			441,481	459,468	478,187	497,670			25,000,000
Type in Issue Name									
Type in Issue Name									
Total Principal	120,000	120,000	561,481	579,468	598,187	497,670	517,945	22,605,249	25,480,000
N/A									
Type in Issue Name									
Type in Issue Name									
Type in Issue Name									
Type in Issue Name									
Total Principal									
N/A									
Type in Issue Name									
Type in Issue Name									
Type in Issue Name									
Type in Issue Name									
Total Principal									
N/A									
Type in Issue Name									
Type in Issue Name									
Type in Issue Name									
Type in Issue Name									
Total Principal									
N/A									
Type in Issue Name									
Type in Issue Name									
Type in Issue Name									
Type in Issue Name									
Total Principal									
TOTAL PRINCIPAL ALL OPERATIONS	\$ 120,000	\$ 120,000	\$ 561,481	\$ 579,468	\$ 598,187	\$ 497,670	\$ 517,945	\$ 22,605,249	\$ 25,480,000

Indicate the Authority's most recent bond rating and the year of the rating by ratings service.

Standard & Poors

Fitch

Moody's

Bond Rating

Year of Last Rating

Debt Service Schedule - Interest

The Parking Authority of the City of Camden

If Authority has no debt X this box

☐

	Adopted Budget Year 2016	Proposed Budget Year 2017	Fiscal Year Ending in					Thereafter	Total Interest Payments Outstanding
			2018	2019	2020	2021	2022		
Parking									
Camden Cty. Redevelopment Agency	\$ -	\$ 24,000	\$ 18,000	\$ 12,000	\$ 6,000			\$	\$ 60,000
Bond For New Garage - Estimated			991,965	973,978	955,258	935,776	915,501	13,161,494	17,933,972
Total Interest Payments	-	24,000	1,009,965	985,978	961,258	935,776	915,501	13,161,494	17,993,972
N/A									
Type in Issue Name									
Total Interest Payments	-	-	-	-	-	-	-	-	-
N/A									
Type in Issue Name									
Total Interest Payments	-	-	-	-	-	-	-	-	-
N/A									
Type in Issue Name									
Total Interest Payments	-	-	-	-	-	-	-	-	-
N/A									
Type in Issue Name									
Total Interest Payments	-	-	-	-	-	-	-	-	-
N/A									
Type in Issue Name									
Total Interest Payments	-	-	-	-	-	-	-	-	-
N/A									
Type in Issue Name									
Total Interest Payments	-	-	-	-	-	-	-	-	-
N/A									
Type in Issue Name									
Total Interest Payments	-	-	-	-	-	-	-	-	-
TOTAL INTEREST ALL OPERATIONS	\$ -	\$ 24,000	\$ 1,009,965	\$ 985,978	\$ 961,258	\$ 935,776	\$ 915,501	\$ 13,161,494	\$ 17,993,972

Net Position Reconciliation

The Parking Authority of the City of Camden
For the Period January 1, 2017

FY 2017 Proposed Budget

[illegible]

TOTAL NET POSITION BEGINNING OF CURRENT YEAR (1)

Less: Invested in Capital Assets, Net of Related Debt (1)
 Less: Restricted for Debt Service Reserve (1)
 Less: Other Restricted Net Position (1)
 Total Unrestricted Net Position (1)
 Less: Designated for Non-Operating Improvements & Repairs
 Less: Designated for Rate Stabilization
 Less: Other Designated by Resolution
 Plus: Accrued Unfunded Pension Liability (1)
 Plus: Accrued Unfunded Other Post-Employment Benefit Liability (1)
 Plus: Estimated Income (Loss) on Current Year Operations (2)
 Plus: Other Adjustments (attach schedule)

UNRESTRICTED NET POSITION AVAILABLE FOR USE IN PROPOSED BUDGET

RESTRICTED NET POSITION AVAILABLE FOR
Unrestricted Net Position Utilized to Balance Proposed Budget
Unrestricted Net Position Utilized in Proposed Capital Budget
Appropriation to Municipality/County (3)
Unrestricted Net Position Utilized in Proposed Budget

Total Unrestricted Net Position Utilized in Proposed Budget:

(4)

... must agree to audited financial statements.

(1) Total of all operations for this line item must agree to audited financial statement.

(2) Include budgeted and unbudgeted use of unrestricted net position in the current year. See calculation below.

(3) Amount may not exceed 5% of total operating appropriations. See calculation below.

Maximum Allowable Appropriation to Municipality/County

(4) If Authority is projecting a deficit for any operation at the end of the budget period, the Authority must attach a statement explaining its plan to reduce the deficit.

including the timeline for elimination of the deficit, if not already detailed in the budget narrative section.

2017

The Parking
Authority of the
City of Camden
AUTHORITY
CAPITAL
BUDGET/
PROGRAM

2017 CERTIFICATION OF AUTHORITY CAPITAL BUDGET/PROGRAM

The Parking Authority of the City of Camden

FISCAL YEAR: FROM: January 1, 2017 TO: Dec. 31, 2017

☒ It is hereby certified that the Authority Capital Budget/Program annexed hereto is a true copy of the Capital Budget/Program approved, pursuant to N.J.A.C. 5:31-2.2, along with the Annual Budget, by the governing body of the Camden Parking Authority, on the 19th day of December, 2016.

OR

☐ It is hereby certified that the governing body of the _____ Authority have elected NOT to adopt a Capital Budget /Program for the aforesaid fiscal year, pursuant to N.J.A.C. 5:31-2.2 for the following reason(s): _____

Officer's Signature:			
Name:	Willie E. Hunter		
Title:	Executive Director		
Address:	10 Delaware Avenue Camden, NJ 08103		
Phone Number:	856-757-9300	Fax Number:	856-964-9317
E-mail address	whunter@camdenparking.net		

2017 CAPITAL BUDGET/PROGRAM MESSAGE

Camden Parking Authority

FISCAL YEAR: FROM: January 1, 2017 TO: Dec. 31, 2017

1. Has each municipality or county affected by the actions of the authority participated in the development of the capital plan and reviewed or approved the plans or projects included within the Capital Budget/Program?

Yes, the City of Camden has received a copy of the Budget.

2. Has each capital project/project financing been developed from a specific capital improvement plan or report; does it include full lifecycle costs; and is it consistent with appropriate elements of Master Plans or other plans in the jurisdiction(s) served by the authority?

Yes

3. Has a long-term (10-20 years) infrastructure needs assessment or other capital plan with a horizon beyond six years been prepared?

Yes

4. Describe the projected impact of the proposed capital projects, including impact on the schedule of rates, fees, and service charges and the impact on current and future year's schedules.

The capital projects anticipated are part of an effort to increase the parking capacity of the Waterfront area of the City of Camden and to add to the overall parking capacity of the City of Camden's downtown area.

5. Please indicate which capital projects/project financings are being undertaken in the Metropolitan or Suburban Planning Areas as defined in the State Development and Redevelopment Plan.

All capital investment will be made in the City of Camden

6. Please indicate which capital projects/project financings are being undertaken within the boundary of a State Planning Commission-designated Center and/or Endorsed Plan and if the project was included in the Plan Implementation Agenda for that Center/Endorsed Plan.

No projects have been finalized at time of Budget approval. Two Garage projects are in the proposed stage.

Add additional sheets if necessary.

Proposed Capital Budget

The Parking Authority of the City of Camden
For the Period January 1, 2017 to

December 31, 2017

	Estimated Total Cost	Funding Sources				
		Unrestricted Net Position Utilized	Renewal & Replacement Reserve	Debt Authorization	Capital Grants	Other Sources
<i>Parking</i>						
See attached	\$ 39,115,000	\$ 1,115,000	\$ -	\$ 25,000,000	\$ 3,000,000	\$ 10,000,000
Type in Description	-					
Type in Description	-					
Type in Description	-					
Total	39,115,000	1,115,000	-	25,000,000	3,000,000	10,000,000
<i>N/A</i>						
Type in Description	-					
Type in Description	-					
Type in Description	-					
Type in Description	-					
Total	-					
<i>N/A</i>						
Type in Description	-					
Type in Description	-					
Type in Description	-					
Type in Description	-					
Total	-					
<i>N/A</i>						
Type in Description	-					
Type in Description	-					
Type in Description	-					
Type in Description	-					
Total	-					
<i>N/A</i>						
Type in Description	-					
Type in Description	-					
Type in Description	-					
Type in Description	-					
Total	-					
<i>N/A</i>						
Type in Description	-					
Type in Description	-					
Type in Description	-					
Type in Description	-					
Total	-					
<i>N/A</i>						
Type in Description	-					
Type in Description	-					
Type in Description	-					
Type in Description	-					
Total	-					
TOTAL PROPOSED CAPITAL BUDGET	\$ 39,115,000	\$ 1,115,000	\$ -	\$ 25,000,000	\$ 3,000,000	\$ 10,000,000

Enter brief description of up to four projects for each operation above. For operations with more than four budgeted projects, please attach additional schedules. Input total amount of all projects for the operation on single line and enter "See Attached Schedule" instead of project description.

The Parking Authority of the City of Camden
Proposed Capital Budget
For the Period January 1, 2017 to December 31, 2017

	Funding Sources					
	Estimated Total Cost	Unrestricted Net Position Utilized	Renewal & Replacement Reserve	Debt Authorization	Capital Grants	Other Sources
Parking						
Office Furniture	\$ 25,000	\$ 25,000	\$	\$	\$	\$
Vehicles	100,000	100,000				
Lot Improvements	350,000	350,000				
Garage Repairs	200,000	200,000				
Surveillance Equipment	75,000	75,000				
Meter Housings	300,000	300,000				
Revenue Control Equip	150,000	150,000				
Maintenance Equipment	50,000	50,000		25,000,000	3,000,000	10,000,000
Parking Garage	38,000,000	0				
Third Street Parking	650,000	650,000				
Second Street Parking	50,000	50,000				
<hr/>						
TOTAL PROPOSED CAPITAL BUDGET	\$ 39,950,000	\$ 1,950,000	\$ 0	\$ 25,000,000	\$ 3,000,000	\$ 10,000,000

5 Year Capital Improvement Plan

The Parking Authority of the City of Camden
For the Period January 1, 2017 to December 31, 2017

Fiscal Year Beginning in

	Estimated Total Cost	Current Budget Year 2017	2018	2019	2020	2021	2022
Parking							
See attached	\$ 39,115,000	\$ 39,115,000					
Type in Description	-	-					
Type in Description	-	-					
Type in Description	-	-					
Total	39,115,000	39,115,000	-	-	-	-	-
N/A							
Type in Description	-	-					
Type in Description	-	-					
Type in Description	-	-					
Type in Description	-	-					
Total	-	-	-	-	-	-	-
N/A							
Type in Description	-	-					
Type in Description	-	-					
Type in Description	-	-					
Type in Description	-	-					
Total	-	-	-	-	-	-	-
N/A							
Type in Description	-	-					
Type in Description	-	-					
Type in Description	-	-					
Type in Description	-	-					
Total	-	-	-	-	-	-	-
N/A							
Type in Description	-	-					
Type in Description	-	-					
Type in Description	-	-					
Type in Description	-	-					
Total	-	-	-	-	-	-	-
N/A							
Type in Description	-	-					
Type in Description	-	-					
Type in Description	-	-					
Type in Description	-	-					
Total	-	-	-	-	-	-	-
TOTAL	\$ 39,115,000	\$ 39,115,000	\$ -	\$ -	\$ -	\$ -	\$ -

Project descriptions entered on Page CB-3 will carry forward to Pages CB-4 and CB-5. No need to re-enter project descriptions above.

5 Year Capital Improvement Plan Funding Sources

The Parking Authority of the City of Camden
For the Period January 1, 2017 to December 31, 2017

	Estimated Total Cost	Funding Sources				
		Unrestricted Net Position Utilized	Renewal & Replacement Reserve	Debt Authorization	Capital Grants	Other Sources
<i>Parking</i>	\$ -					
See attached	-					
Type in Description	-					
Type in Description	-					
Type in Description	-					
Total	-					
<i>N/A</i>	-					
Type in Description	-					
Type in Description	-					
Type in Description	-					
Type in Description	-					
Total	-					
<i>N/A</i>	-					
Type in Description	-					
Type in Description	-					
Type in Description	-					
Type in Description	-					
Total	-					
<i>N/A</i>	-					
Type in Description	-					
Type in Description	-					
Type in Description	-					
Type in Description	-					
Total	-					
<i>N/A</i>	-					
Type in Description	-					
Type in Description	-					
Type in Description	-					
Type in Description	-					
Total	-					
<i>N/A</i>	-					
Type in Description	-					
Type in Description	-					
Type in Description	-					
Type in Description	-					
Total	-					
<i>N/A</i>	-					
Type in Description	-					
Type in Description	-					
Type in Description	-					
Type in Description	-					
Total	-					
TOTAL	\$ -	\$ -	\$ -	\$ -	\$ -	\$ -
Total 5 Year Plan per CB-4	\$ 39,115,000					
Balance check	(39,115,000)					

If amount is other than zero, verify that projects listed above match projects listed on CB-4.

Project descriptions entered on Page CB-3 will carry forward to Pages CB-4 and CB-5. No need to re-enter project descriptions above.

Authority Schedule of Commissioners, Officers, Key Employees, Highest Compensated Employees and Independent Contractors (Continued)

For the Period January 1, 2017 to December 31, 2017
The Parking Authority of the City of Camden

Reportable Compensation from Authority (W-2/ 1099)

Name	Title	Average Hours per Week Dedicated to Position	Position				Reportable Compensation from Authority (W-2/ 1099)				Total Compensation from Authority (health benefits, pension, etc.)	Estimated amount of other compensation from Authority (health benefits, pension, etc.)	Names of Other Public Entities where Individual is an Employee or Member of the Governing Body (1) See note below	Average Hours per Week Dedicated to Positions at Other Public Entities Listed in Column O	Reportable Compensation from Other Public Entities (W-2/ 1099)	Estimated amount of other compensation from Other Public Entities (health benefits, pension, payment in lieu of health benefits, etc.)	Total Compensation All Public Entities
			Commissioner	Officer	Key Employee	Highest Compensated Employee	Former	Base Salary/ Stipend	Bonus	Other (auto allowance, expense account, payment in lieu of health benefits, etc.)							
1 Jose Martinez, Jr.	Commissioner	8 x						\$	-	-	-	-	-	State of New Jersey	40	\$ 45,000	\$ 45,000
2 Angel L. Alamo	Commissioner	4 x						0	0	0	0	0				0	0
3 Shanika Boucher	Commissioner	4 x						0	0	0	0	0				0	0
4 Barry Moore	Commissioner	4 x						0	0	0	0	0				0	0
5 Mary Espinal	Commissioner	4 x						0	0	0	0	0				0	0
6																	0
7																	0
8																	0
9																	0
10																	0
11																	0
12																	0
13																	0
14																	0
15																	0
Total:												\$ -	\$ -	\$ -	\$ -	\$ -	\$ -
												\$ -	\$ -	\$ -	\$ -	\$ -	\$ -

(1) Insert "None" in this column for each individual that does not hold a position with another Public Entity

Schedule of Health Benefits - Detailed Cost Analysis

The Parking Authority of the City of Camden
For the Period January 1, 2017 to December 31, 2017

	Annual Cost		# of Covered Members	Total Cost Estimate	# of Covered Members	Annual Cost per Employee	Total Prior year Cost	\$ Increase (Decrease)	% Increase (Decrease)
	Proposed Budget	Employee Proposed Budget	(Medical & Rx)	Proposed Budget	Current Year (Medical & Rx)	Current Year	year		
Active Employees - Health Benefits - Annual Cost									
Single Coverage	13	\$ 10,687		\$ 138,931	14	\$ 15,173	\$ 212,422	\$ (73,491)	-34.6%
Parent & Child	4	19,129		76,516	2	5,901	11,802	64,714	548.3%
Employee & Spouse (or Partner)	2	21,374		42,748	2	3,372	6,744	36,004	533.9%
Family	9	29,816		268,344	10	17,046	170,460	97,884	57.4%
Employee Cost Sharing Contribution (enter as negative -)				(63,912)			(36,653)	(27,259)	74.4%
Subtotal	28			462,627	28		364,775	97,852	26.8%
Commissioners - Health Benefits - Annual Cost									
Single Coverage	0			-			-	-	#DIV/0!
Parent & Child	0			-			-	-	#DIV/0!
Employee & Spouse (or Partner)	0			-			-	-	#DIV/0!
Family	0			-			-	-	#DIV/0!
Employee Cost Sharing Contribution (enter as negative -)									#DIV/0!
Subtotal	0			-	0		-	-	#DIV/0!
Retirees - Health Benefits - Annual Cost									
Single Coverage	7	10,277		71,939	5	12,712	63,560	8,379	13.2%
Parent & Child	0	17,821		-	1	25,712	25,712	(25,712)	-100.0%
Employee & Spouse (or Partner)	2	17,821		35,642	1	18,939	18,939	16,703	88.2%
Family	0	21,236		-	1	27,717	27,717	(27,717)	-100.0%
Employee Cost Sharing Contribution (enter as negative -)									#DIV/0!
Subtotal	9			107,581	8		135,928	(28,347)	-20.9%
GRAND TOTAL									
	37			\$ 570,208	36		\$ 500,703	\$ 69,505	13.9%

Is medical coverage provided by the SHBP (Yes or No)? (Place Answer in Box)
 Yes ☐ No ☐
 Is prescription drug coverage provided by the SHBP (Yes or No)? (Place Answer in Box)
 Yes ☐ No ☐

Note: Remember to Enter an amount in rows for Employee Cost Sharing

(FOR EMPLOYERS WHO OFFER THE EMPLOYEES' PRESCRIPTION DRUG PLAN OR A PRIVATE PLAN)

DEPARTMENT OF THE TREASURY • DIVISION OF PENSIONS AND BENEFITS
NEW JERSEY STATE HEALTH BENEFITS PROGRAM

LOCAL MONTHLY ACTIVE GROUP — LOCAL GOVERNMENT EMPLOYERS
MONTHLY RATES EFFECTIVE 1/1/2017 TO 12/31/2017

PLAN/COVERAGE DESCRIPTION	EMPLOYEE SINGLE COST	DEPENDENT COST	TOTAL
Medical Plans Available with Prescription Drug Program #201			
AETNA FREEDOM10 #018			
Single	\$799.96	—	\$799.96
Member & Spouse/Partner	\$801.56	\$798.36	\$1,599.92
Family	\$802.14	\$1,429.75	\$2,231.89
Parent & Child	\$800.66	\$631.27	\$1,431.93
NJ DIRECT10 #050			
Single	\$792.04	—	\$792.04
Member & Spouse/Partner	\$793.64	\$790.43	\$1,584.07
Family	\$794.22	\$1,415.57	\$2,209.79
Parent & Child	\$792.74	\$625.01	\$1,417.75
AETNA FREEDOM15 #180			
Single	\$761.75	—	\$761.75
Member & Spouse/Partner	\$763.35	\$760.14	\$1,523.49
Family	\$763.93	\$1,361.34	\$2,125.27
Parent & Child	\$762.45	\$601.08	\$1,363.53
NJ DIRECT15 #150			
Single	\$754.23	—	\$754.23
Member & Spouse/Partner	\$755.83	\$752.62	\$1,508.45
Family	\$756.41	\$1,347.87	\$2,104.28
Parent & Child	\$754.93	\$595.13	\$1,350.06
AETNA HMO #019			
Single	\$739.94	—	\$739.94
Member & Spouse/Partner	\$741.54	\$738.34	\$1,479.88
Family	\$742.12	\$1,322.31	\$2,064.43
Parent & Child	\$740.64	\$583.85	\$1,324.49
HORIZON HMO #011			
Single	\$732.54	—	\$732.54
Member & Spouse/Partner	\$734.14	\$730.93	\$1,465.07
Family	\$734.72	\$1,309.05	\$2,043.77
Parent & Child	\$733.24	\$578.00	\$1,311.24
PRESCRIPTION DRUG PROGRAM #201			
Single	\$196.39	—	\$196.39
Member & Spouse/Partner	\$196.39	\$196.40	\$392.79
Family	\$196.39	\$351.55	\$547.94
Parent & Child	\$196.39	\$155.16	\$351.55

(FOR EMPLOYERS WHO OFFER THE EMPLOYEES' PRESCRIPTION DRUG PLAN OR A PRIVATE PLAN)

DEPARTMENT OF THE TREASURY • DIVISION OF PENSIONS AND BENEFITS
NEW JERSEY STATE HEALTH BENEFITS PROGRAM

LOCAL MONTHLY ACTIVE GROUP — LOCAL GOVERNMENT EMPLOYERS
MONTHLY RATES EFFECTIVE 1/1/2017 TO 12/31/2017

PLAN/COVERAGE DESCRIPTION	EMPLOYEE SINGLE COST	DEPENDENT COST	TOTAL
Medical Plans Available with Prescription Drug Program #205			
AETNA FREEDOM1525 #063			
Single	\$738.94	—	\$738.94
Member & Spouse/Partner	\$740.54	\$737.34	\$1,477.88
Family	\$741.12	\$1,320.53	\$2,061.65
Parent & Child	\$739.64	\$583.07	\$1,322.71
NJ DIRECT1525 #051			
Single	\$731.63	—	\$731.63
Member & Spouse/Partner	\$733.23	\$730.03	\$1,463.26
Family	\$733.81	\$1,307.43	\$2,041.24
Parent & Child	\$732.33	\$577.28	\$1,309.61
AETNA LIBERTY PLAN #067			
Single	\$565.67	—	\$565.67
Member & Spouse/Partner	\$567.27	\$564.07	\$1,131.34
Family	\$567.85	\$1,010.37	\$1,578.22
Parent & Child	\$566.37	\$446.18	\$1,012.55
OMNIA HEALTH PLAN #057			
Single	\$565.67	—	\$565.67
Member & Spouse/Partner	\$567.27	\$564.08	\$1,131.35
Family	\$567.85	\$1,010.37	\$1,578.22
Parent & Child	\$566.37	\$446.18	\$1,012.55
PRESCRIPTION DRUG PROGRAM #205			
Single	\$178.12	—	\$178.12
Member & Spouse/Partner	\$178.12	\$178.15	\$356.27
Family	\$178.12	\$318.84	\$496.96
Parent & Child	\$178.12	\$140.72	\$318.84
Medical Plans Available with Prescription Drug Program #206			
AETNA FREEDOM2030 #064			
Single	\$694.58	—	\$694.58
Member & Spouse/Partner	\$696.18	\$692.99	\$1,389.17
Family	\$696.76	\$1,241.13	\$1,937.89
Parent & Child	\$695.28	\$548.03	\$1,243.31
NJ DIRECT2030 #052			
Single	\$687.70	—	\$687.70
Member & Spouse/Partner	\$689.30	\$686.10	\$1,375.40
Family	\$689.88	\$1,228.81	\$1,918.69
Parent & Child	\$688.40	\$542.59	\$1,230.99
PRESCRIPTION DRUG PROGRAM #206			
Single	\$181.29	—	\$181.29
Member & Spouse/Partner	\$181.29	\$181.25	\$362.54
Family	\$181.29	\$324.50	\$505.79
Parent & Child	\$181.29	\$143.22	\$324.51

(FOR EMPLOYERS WHO OFFER THE EMPLOYEES' PRESCRIPTION DRUG PLAN OR A PRIVATE PLAN)

DEPARTMENT OF THE TREASURY • DIVISION OF PENSIONS AND BENEFITS
NEW JERSEY STATE HEALTH BENEFITS PROGRAM

LOCAL MONTHLY ACTIVE GROUP — LOCAL GOVERNMENT EMPLOYERS
MONTHLY RATES EFFECTIVE 1/1/2017 TO 12/31/2017

PLAN/COVERAGE DESCRIPTION	EMPLOYEE SINGLE COST	DEPENDENT COST	TOTAL
Medical Plans Available with Prescription Drug Program #207			
AETNA FREEDOM2035 #066			
Single	\$597.34	—	\$597.34
Member & Spouse/Partner	\$598.94	\$595.74	\$1,194.68
Family	\$599.52	\$1,067.06	\$1,666.58
Parent & Child	\$598.04	\$471.20	\$1,069.24
NJ DIRECT2035 #056			
Single	\$591.42	—	\$591.42
Member & Spouse/Partner	\$593.02	\$589.82	\$1,182.84
Family	\$593.60	\$1,056.46	\$1,650.06
Parent & Child	\$592.12	\$466.52	\$1,058.64
PRESCRIPTION DRUG PROGRAM #207			
Single	\$163.16	—	\$163.16
Member & Spouse/Partner	\$163.16	\$163.14	\$326.30
Family	\$163.16	\$292.04	\$455.20
Parent & Child	\$163.16	\$128.89	\$292.05
High Deductible Health Plans with Built In Prescription Drug			
AETNA VALUE HD4000 #092			
Single	\$499.77	—	\$499.77
Member & Spouse/Partner	\$501.37	\$498.15	\$999.52
Family	\$501.95	\$892.41	\$1,394.36
Parent & Child	\$500.47	\$394.12	\$894.59
NJ DIRECT HD4000 #090			
Single	\$500.45	—	\$500.45
Member & Spouse/Partner	\$502.05	\$498.83	\$1,000.88
Family	\$502.63	\$893.62	\$1,396.25
Parent & Child	\$501.15	\$394.65	\$895.80
AETNA VALUE HD1500 #093			
Single	\$741.22	—	\$741.22
Member & Spouse/Partner	\$742.82	\$739.61	\$1,482.43
Family	\$743.40	\$1,324.60	\$2,068.00
Parent & Child	\$741.92	\$584.86	\$1,326.78
NJ DIRECT HD1500 #091			
Single	\$742.23	—	\$742.23
Member & Spouse/Partner	\$743.83	\$740.61	\$1,484.44
Family	\$744.41	\$1,326.41	\$2,070.82
Parent & Child	\$742.93	\$585.66	\$1,328.59

For copayments and deductibles, please refer to the *Plan Design Charts* on our Web site at: www.nj.gov/treasury/pensions

(FOR EMPLOYERS WHO OFFER PRESCRIPTION DRUGS THROUGH THE SHBP
BASED ON THE MEDICAL PLAN THE SUBSCRIBER IS ENROLLED)

DEPARTMENT OF THE TREASURY • DIVISION OF PENSIONS AND BENEFITS
NEW JERSEY STATE HEALTH BENEFITS PROGRAM

LOCAL MONTHLY ACTIVE GROUP — LOCAL GOVERNMENT EMPLOYERS
MONTHLY RATES EFFECTIVE 1/1/2017 TO 12/31/2017

PLAN/COVERAGE DESCRIPTION	EMPLOYEE SINGLE COST	DEPENDENT COST	TOTAL
AETNA FREEDOM10 #018			
Single	\$986.35	—	\$986.35
Member & Spouse/Partner	\$987.95	\$984.76	\$1,972.71
Family	\$988.53	\$1,763.40	\$2,751.93
Parent & Child	\$987.05	\$778.52	\$1,765.57
NJ DIRECT10 #050			
Single	\$935.24	—	\$935.24
Member & Spouse/Partner	\$936.84	\$933.65	\$1,870.49
Family	\$937.42	\$1,671.92	\$2,609.34
Parent & Child	\$935.94	\$738.15	\$1,674.09
AETNA FREEDOM15 #180			
Single	\$948.14	—	\$948.14
Member & Spouse/Partner	\$949.74	\$946.54	\$1,896.28
Family	\$950.32	\$1,694.99	\$2,645.31
Parent & Child	\$948.84	\$748.33	\$1,697.17
NJ DIRECT15 #150			
Single	\$890.57	—	\$890.57
Member & Spouse/Partner	\$892.17	\$888.98	\$1,781.15
Family	\$892.75	\$1,591.93	\$2,484.68
Parent & Child	\$891.27	\$702.84	\$1,594.11
AETNA HMO #019			
Single	\$926.33	—	\$926.33
Member & Spouse/Partner	\$927.93	\$924.74	\$1,852.67
Family	\$928.51	\$1,655.96	\$2,584.47
Parent & Child	\$927.03	\$731.11	\$1,658.14
HORIZON HMO #011			
Single	\$918.93	—	\$918.93
Member & Spouse/Partner	\$920.53	\$917.33	\$1,837.86
Family	\$921.11	\$1,642.70	\$2,563.81
Parent & Child	\$919.63	\$725.25	\$1,644.88
AETNA FREEDOM1525 #063			
Single	\$866.71	—	\$866.71
Member & Spouse/Partner	\$868.31	\$865.09	\$1,733.40
Family	\$868.89	\$1,549.24	\$2,418.13
Parent & Child	\$867.41	\$684.01	\$1,551.42
NJ DIRECT1525 #051			
Single	\$859.40	—	\$859.40
Member & Spouse/Partner	\$861.00	\$857.78	\$1,718.78
Family	\$861.58	\$1,536.14	\$2,397.72
Parent & Child	\$860.10	\$678.22	\$1,538.32

(FOR EMPLOYERS WHO OFFER PRESCRIPTION DRUGS THROUGH THE SHBP
BASED ON THE MEDICAL PLAN THE SUBSCRIBER IS ENROLLED)

DEPARTMENT OF THE TREASURY • DIVISION OF PENSIONS AND BENEFITS
NEW JERSEY STATE HEALTH BENEFITS PROGRAM

LOCAL MONTHLY ACTIVE GROUP — LOCAL GOVERNMENT EMPLOYERS
MONTHLY RATES EFFECTIVE 1/1/2017 TO 12/31/2017

PLAN/COVERAGE DESCRIPTION	EMPLOYEE SINGLE COST	DEPENDENT COST	TOTAL
AETNA FREEDOM2030 #064			
Single	\$822.36	—	\$822.36
Member & Spouse/Partner	\$823.96	\$820.73	\$1,644.69
Family	\$824.54	\$1,469.83	\$2,294.37
Parent & Child	\$823.06	\$648.96	\$1,472.02
NJ DIRECT2030 #052			
Single	\$815.47	—	\$815.47
Member & Spouse/Partner	\$817.07	\$813.86	\$1,630.93
Family	\$817.65	\$1,457.52	\$2,275.17
Parent & Child	\$816.17	\$643.53	\$1,459.70
AETNA FREEDOM2035 #066			
Single	\$712.33	—	\$712.33
Member & Spouse/Partner	\$713.93	\$710.73	\$1,424.66
Family	\$714.51	\$1,272.88	\$1,987.39
Parent & Child	\$713.03	\$562.03	\$1,275.06
NJ DIRECT2035 #056			
Single	\$706.40	—	\$706.40
Member & Spouse/Partner	\$708.00	\$704.82	\$1,412.82
Family	\$708.58	\$1,262.29	\$1,970.87
Parent & Child	\$707.10	\$557.36	\$1,264.46
AETNA LIBERTY PLAN #067			
Single	\$693.45	—	\$693.45
Member & Spouse/Partner	\$695.05	\$691.82	\$1,386.87
Family	\$695.63	\$1,239.07	\$1,934.70
Parent & Child	\$694.15	\$547.11	\$1,241.26
OMNIA HEALTH PLAN #057			
Single	\$693.45	—	\$693.45
Member & Spouse/Partner	\$695.05	\$691.82	\$1,386.87
Family	\$695.63	\$1,239.07	\$1,934.70
Parent & Child	\$694.15	\$547.11	\$1,241.26

(FOR EMPLOYERS WHO OFFER PRESCRIPTION DRUGS THROUGH THE SHBP
BASED ON THE MEDICAL PLAN THE SUBSCRIBER IS ENROLLED)

DEPARTMENT OF THE TREASURY • DIVISION OF PENSIONS AND BENEFITS
NEW JERSEY STATE HEALTH BENEFITS PROGRAM

LOCAL MONTHLY ACTIVE GROUP — LOCAL GOVERNMENT EMPLOYERS
MONTHLY RATES EFFECTIVE 1/1/2017 TO 12/31/2017

PLAN/COVERAGE DESCRIPTION	EMPLOYEE SINGLE COST	DEPENDENT COST	TOTAL
AETNA VALUE HD4000 #092			
Single	\$499.77	—	\$499.77
Member & Spouse/Partner	\$501.37	\$498.15	\$999.52
Family	\$501.95	\$892.41	\$1,394.36
Parent & Child	\$500.47	\$394.12	\$894.59
NJ DIRECT HD4000 #090			
Single	\$500.45	—	\$500.45
Member & Spouse/Partner	\$502.05	\$498.83	\$1,000.88
Family	\$502.63	\$893.62	\$1,396.25
Parent & Child	\$501.15	\$394.65	\$895.80
AETNA VALUE HD1500 #093			
Single	\$741.22	—	\$741.22
Member & Spouse/Partner	\$742.82	\$739.61	\$1,482.43
Family	\$743.40	\$1,324.60	\$2,068.00
Parent & Child	\$741.92	\$584.86	\$1,326.78
NJ DIRECT HD1500 #091			
Single	\$742.23	—	\$742.23
Member & Spouse/Partner	\$743.83	\$740.61	\$1,484.44
Family	\$744.41	\$1,326.41	\$2,070.82
Parent & Child	\$742.93	\$585.66	\$1,328.59

For copayments and deductibles, please refer to the *Plan Design Charts* on our Web site at: www.nj.gov/treasury/pensions

The Parking Authority of the City of Camden
For the Period

to
December 31, 2017

Complete the below table for the Authority's accrued liability for compensated absences.

X Box if Authority has no Compensated Absences

<i>Legal Basis for Benefit (check applicable items)</i>					
Individuals Eligible for Benefit	Gross Days of Accumulated Compensated Absences at beginning of Current Year	Dollar Value of Accrued Compensated Absence Liability	Approved Labor Agreement	Resolution	Individual Employment Agreement
See Attached Schedule		45,908	X		
Total liability for accumulated compensated absences at beginning of current year		\$ 45,908			

The total Amount Should agree to most recently issued audit report for the Authority

CAMDEN PARKING AUTHORITY CITY OF CAMDEN
10 DELAWARE AVE. CAMDEN NJ 08103

ENDING DECEMBER - 2015 COMPENSATING BALANCE

<u>Administration</u>	<u>Total Days</u>	<u>Total Dollar Value</u>
Dixon, Cheryl	3.25	\$ 77.09
Hunter, Willie	382.00	\$ 17,025.74
Irrgang, Lana	66.17	\$ 1,662.85
Kemp, Ethel	73.50	\$ 1,422.23
Mullins, Kathleen	8.00	\$ 196.16
Vick-Jones, Janell	10.00	\$ 150.00
Mercado, Herman	12.08	\$ 308.76
Carter, Herbet	144.00	\$ 2,070.72
Duffy, Michael	247.25	\$ 4,645.83
Edwards, Mervyn	32.25	\$ 463.76
Tatem, Joseph	128.00	\$ 2,771.20
Hoke, Theresa	5.00	\$ 70.10
Bell, Deborah	141.35	\$ 2,763.39
Lark, Kevin	32.25	\$ 476.01
Lopez-Patel, Marisol	40.00	\$ 590.40
Sanchez, Mildred	25.50	\$ 376.38
Taylor, Basilisa	44.25	\$ 653.13
Taylor, Michael	0.75	\$ 22.39
Bowers, Sharonda	1.75	\$ 24.54
Brown, Charisse	101.00	\$ 2,212.91
Buckingham, Glenn	56.00	\$ 785.12
Dunlap, Eric	58.50	\$ 819.59
Jackson, Denise	72.00	\$ 1,577.52
Mickens, Charles	139.58	\$ 1,956.91
Perez, Yolanda	0.75	\$ 10.52
Smith, Barry	74.00	\$ 1,036.74
Watkins, Antoinette	64.00	\$ 1,737.60
Grand Total	1963.18	\$ 45,907.57

Schedule of Shared Service Agreements

For the Period

December 31, 2017

Enter the shared service agreements that the Authority currently engages in and identify the amount that is received/paid for those services.

[illegible]

If No Shared Services X this Box

The Parking Authority of the City of Camden
Calendar Year 2017 Budget

Additional Sheet

Page N-3 (2 of 2) Question 12)

The Authority paid for the attendance by Mr. Willie E. Hunter, Executive Director, at the IPI Parking Conference in Memphis, TN. Expenses paid include the Conference Registration Fee \$1,005.00; The Airfare from Philadelphia to Memphis \$701.96; The 5 night hotel cost at the Gaylord Hotel \$1,249.20; and the shuttle to the airport \$30.00. Total expense paid for the conference \$3,086.16. No meals were included in expenses paid.

Page CB-2 Question 6.

The Authority is anticipating starting the construction of at least one (1) and possibly two (2) parking garages during 2017. The sites have not been finalized as of the Budget date. Several of the proposed/potential sites are owned by the Authority and several other sites are being considered. All sites are in the City of Camden but it is not clear if the eventual selected sites will be part of a zone within the boundary of a State Planning Commission-designated Center.